

# NEW MEXICO RACING COMMISSION



2010  
ANNUAL REPORT

# NEW MEXICO RACING COMMISSION

---



August 1, 2011

Susana Martinez  
Governor

Honorable Susana Martinez  
Governor of New Mexico  
Office of the Governor  
State Capitol Building  
Santa Fe, NM 87503

Robert Doughty III Esq.  
Chairman

Dear Governor Martinez:

The New Mexico Racing Commission wishes to submit the 2010 Annual Report of Horse Racing in New Mexico in compliance with statute 60-1A-3(f), NMSA, 1978.

Beverly Bourguet  
Vice Chairman

The report covers the racing year 2010 for the six licensed race meets during this period. Where possible, comparable statistics are included for the previous year to reflect the trends in the industry and to provide for analysis.

Gayla McCulloch  
Member

The Commission would like to take this opportunity to acknowledge the cooperation, support and assistance of the Governor's Office. We would also like to express our gratitude to the other state agencies, track operators, horsemen, horse breeders, owners, jockeys, and others for their cooperation, hard work and commitment to the horse racing industry and the State of New Mexico during the 2010 season.

Ray Willis  
Member

Respectfully submitted,

Jerry G. Cospers  
Member

A handwritten signature in black ink, appearing to read "India Hatch".

India Hatch  
Agency Director

India Hatch  
Agency Director

:lmv

# TABLE OF CONTENTS

## ***DEDICATION***

- 1 Executive Director Julian Luna

## ***PROGRAM OVERVIEW***

- 2~4 Statute of Authority

## ***COMMISSION & STAFF***

- 5 2010 Commissioners
- 6 2010 Racing Season Staff

## ***NEW MEXICO RACE TRACKS***

- 7 State Map – Racetrack Locations
- 8 Licensed New Mexico Race Tracks
- 9 2010 Race Dates

## ***QUANTITATIVE DATA***

- 10 Pari-Mutuel Handle Figures
- 11 Trends in Wagering
- 12 Attendance and Pari-Mutuel Wagering Live Meet Totals
- 13 Racing Revenues to the State
- 14 Wager and Distribution Location Totals
- 15 Thoroughbred Wagering Meet Totals
- 16 Quarter Horse Wagering Totals
- 17 Simulcast Wagering
- 18 Thoroughbred and Quarter Horse Wagering and Averages
- 19 Purse Distribution
- 20 Track Retained Pari-Mutuel Revenue and Purse Distribution
- 21 Memoriam Mark Villa





# JULIAN LUNA

## NMRC EXECUTIVE DIRECTOR



“Dedication is not what others expect of you,  
it is what you can give to others.”

The NM Racing Commission would like to extend its sincere gratitude to Julian Luna for over 25 years of service to the State of New Mexico, the Racing Commission and the horse racing community.

The horse racing industry is a very unique industry and one must be attentive to constant changes, growth and the ability to understand the intricacies of such a specialized industry. Julian understood this concept well, which earned him the respect from his staff, Commissioners and other racing participants.

During his tenure he taught his employees the importance of dedication, loyalty and teamwork. For this and for all the hard work, we “Thank You Julian” for your leadership, integrity and most of all for the commitment to the New Mexico horse racing industry and all its participants.

# PROGRAM OVERVIEW



## OUR MISSION.....

To provide regular in an equitable manner to New Mexico's pari-mutuel horseracing industry to protect the interest of wagering patrons and the State of New Mexico in a manner which promotes a climate of economic prosperity for horsemen, horse owners and racetrack management.

# THE NEW MEXICO RACING COMMISSION

Statute Authority: Sections 60-1A-1 through 60-1A-30 NMSA 1978

## MISSION STATEMENT

To provide regulation in an equitable manner to New Mexico's pari-mutuel horseracing industry to protect the interest of wagering patrons and the State of New Mexico in a manner which promotes a climate of economic prosperity for horsemen, horse owners and racetrack management.

## PROGRAM LISTING

The purpose of the Racing Commission's **Regulation Program** is to provide regulation to New Mexico's Horseracing Industry so that:

- ◆ Statutes and regulations are enforced and applied equally to all members of the industry.
- ◆ Create an image of total proficiency, professionalism and integrity.
- ◆ To promote a climate of economic prosperity for horsemen, horse owners and racetrack management.
- ◆ Protect the interest of the State of New Mexico.

The program operates six separate activities:

## EQUINE DRUG TESTING

Statute Authority: 60-1A-4(F), 60-1A-13, 60-1A-5, 60-1A-14

Equine drug testing is to ensure no illegal dope, drug, chemical agent, stimulant or depressant is used in horses to affect the outcome of a race. The health and growth of the racing industry is based on the daily "handle" of wagers at the track. Racing fans will wager only when they are reasonably assured they have a fair chance at winning. Knowing the Racing Commission is seriously fighting against the use of illegal drugs, assures the fan that racing is clean thus increases the handle.

Equine drug testing works hand-in-hand with the investigative activities and consists of:

1. a contracted drug testing laboratory;
2. a test barn at each racetrack which is overseen by a contracted state veterinarian;
3. a system for collection and transportation of equine and blood samples which provides for a chain of evidence protection;
4. a necropsy program
5. pre-race inspection program; and

6. participation in a quality assurance program for drug testing integrity and the state racing chemist, among others.

## **INVESTIGATIONS AND ENFORCEMENT**

Statutory Authority: 60-1A-3, 60-1A-5, 60-1A-27, 60-1A-28

Investigations and Enforcement is to ensure rules and regulations are enforced and applied equally to all participants and to provide a standard of proficiency, professionalism and integrity. The integrity of racing will increase the fan's confidence, thus increase the handle at racetracks, ultimately increasing revenues to the state and ensure jobs in the industry.

The primary responsibility of the Racing Commission is to assure quality and integrity in New Mexico racing. This calls for an investigative arm with much diversity and varying dimensions. The Racing Commission's Agency Director and investigators coordinate a broad spectrum of investigations. The investigators are responsible for determining the facts involved in allegations of race related, illegal or criminal activities and violations of racing rules and regulations. They also investigate unethical conduct considered prejudicial to the best interest of racing as well as the public. The Racing Commission presently has three investigators and one investigator manager assigned to six proposed race meets located in different areas throughout the state.

## **LICENSING**

Statutory Authority: 60-1A-4, 60-1A-5, 60-1A-6, 60-1A-7, 60-1A-10, 60-1A-11

Licensing is to ensure the utmost of integrity is maintained by allowing only those persons to participate in the industry who meet the qualifications established by state statutes, (NMSA 1978). The Racing Commission processes license applications and issues license badges, through its licensing clerks at the racetracks.

This activity consist of a licensing processing system that involves all members of the Commission's staff temporary licensing clerks at each of the proposed six race meets throughout the year, a license preparation system and computer program on a PC Server designed to process, store, update and retrieve license information. During the fiscal year, the system processed over 6,000 new licenses for a total of 11,000 industry licensed personnel in New Mexico. Licenses are issued for ninety different categories from owner to veterinarian, covering all aspects of horse racing. Hundreds of inquiries to the system are made weekly.

Licensing is involved in the investigation and review of all new applications to operate a race meet. The Commission must ensure only qualified people and entities are defined by state statute are allowed to participate in New Mexico horseracing.

## **AUDITING/FINANCIAL ACCOUNTING**

Statute Authority: 60-1A-5(D), 60-1A-6, 60-1A-8(G), 60-1A-9(F), 60-1A-10(D), 60-1A-15, 60-1A-16, 60-1A-17, 60-1A-18, 60-1A-19, 60-1A-20, 60-1A-21, 60-1A-22, 60-1A-23, 60-1A-24

Auditing/Financial Accounting is in place to ensure all the financial transactions that are part of the regulation of the horse racing industry are carried out and the money transactions occurring during racing activities are accomplished properly and within the law.

Auditing/Financial Accounting consists of the Administrative Operations Manager, along with contracted Commission Auditors, who audit each of the pari mutuel operation of the race meets. The program verifies the transactions of the industry and ensures that revenues due the State, Counties and Municipalities are properly assigned.

The program also includes budget preparation, budget tracking and all vouchers processing (approximately 700 per year). The fiscal year will again have year round daily betting at all New Mexico tracks, with an estimated 16,000 pari mutuel wagering opportunities in the state. Also included in this program is an annual audit of the operations of the Commission's office at a cost dictated by the State Auditor's Office.

## **RACE MEET OVERSIGHT**

Statute Authority: 60-1A-11 (C), 60-1A-12

Race Meet Oversight is to have a representative of the Racing Commission (Stewards) at each race meeting to require strict observance of the rules and regulations, thus ensuring the integrity of racing in the state.

Race Meet Oversight includes accredited state stewards who are appointed for each of the race meets. The stewards are the direct representatives of the Racing Commission and are totally responsible for the operations of the race meeting in accordance with state statute and the rules of racing. The stewards' duties are all encompassing and cover all aspects of the race meet. The performance of the stewards' program works in relationship with the licensing program, the investigation program and the drug-testing program. All three stewards at the five race meets come under the supervision and compensation of the Racing Commission.

## **ADMINISTRATION AND SUPPORT**

Statute Authority: 60-1-3 (E), (F), 60-1-11 (C)

Administration and Support is to ensure that the Racing Commission's functions are carried out efficiently and effectively. These functions include the operation and overhead of all the five major activities.

Administration and Support in addition to directly supporting the five major activities described above encompasses support of all other functions of the Racing Commission, to include record keeping, overhead, office space, supplies, materials, computer support, subscriptions, printing, travel, board expenses, equipment, telecommunications and any other expense incurred in regulating the racing industry in New Mexico.





# NMARC



# STAFF

# NMRC 2010



CHAIRMAN  
MARTY L. COPE  
HOBBS, NM



VICE-CHAIRMAN  
THOMAS "EDDIE" FOWLER  
RUIDOSO, NM



MEMBER  
ARNOLD J. RAE  
RIO RANCHO, NM



MEMBER  
LARRY DELGADO  
SANTA FE, NM



MEMBER  
B. RAY WILLIS  
ROSWELL, NM

# COMMISSIONERS

# 2010 RACING SEASON

## COMMISSIONERS

Marty L. Cope, Chairman	Hobbs, New Mexico
Thomas "Eddie" Fowler, Vice Chairman	Ruidoso, New Mexico
Arnold J. Rael, Member	Rio Rancho, New Mexico
B. Ray Willis, Member	Roswell, New Mexico
Larry Delgado, Member	Santa Fe, New Mexico

## COMMISSION STAFF

Julian Luna	Director
India Hatch	Deputy Director
Laura M. Valencia	Administrative Manager
Rosemary Leeder	Simulcast Manager
Vince Mares	Investigative Manager
Eugene Hurtago	Investigator
Steve Drake	Investigator
Leasa Powers	Investigator
Rita Sandoval	Licensing Administrator
Dinise Rodriguez	Administrative Secretary
Jennifer Rodriguez	Secretary III
Ed Stapleton	Racing Clerk

## STEWARDS

Ed L'Ecuyer	Chief Steward
Robert Allison	Steward
David Keiter	Steward
Kenneth Hart	Steward
Linda Salinas	Steward
Randy Blaseg	Steward
Johnny Ward	Steward
Norm Amundson	Steward
Richard Lidberg	Steward

## RACING CLERKS

Joann Shepard	Downs at Albuquerque, Sunland Park NM State Fair Ruidoso Downs
Shauna Samora	SunRay Park,
Sandy Starr	Zia Park



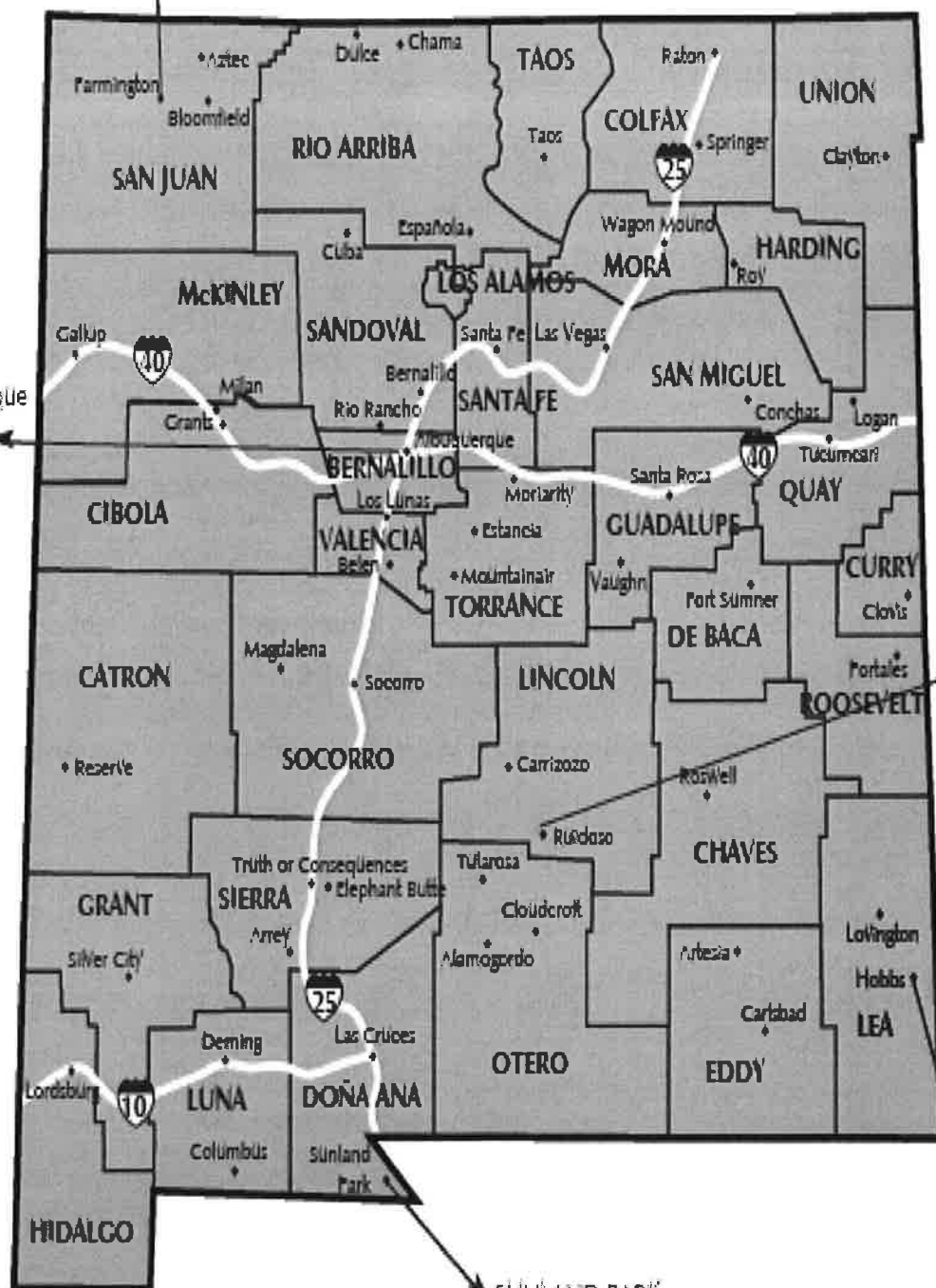
NEW  
MEXICO



RACE  
TRACKS

FARMINGTON  
SunRay Park  
Racetrack & Casino

ALBUQUERQUE  
The Downs at Albuquerque  
Racetrack & Casino



RUIDOSO  
Ruidoso Downs Racetrack  
& Billy the Kid Casino

HOBBS  
Zia Park &  
Black Gold Casino

SUNLAND PARK  
Sunland Park  
Racetrack &  
Casino



# LICENSED NEW MEXICO RACE TRACKS

## SUNLAND PARK

Harold Payne, General Manager  
1200 Futurity Drive  
Sunland Park, NM 88063  
Phone: 575-874-5200



## ZIA PARK

Rick Baugh, General Manager  
P. O. Box 449  
Ruidoso Downs, NM 88346  
Phone: 575-492-7000



## RUIDOSO DOWNS

Jean Stoddard, General Manager  
3901 West Millen Drive  
Hobbs, NM 88240  
Phone: 505-378-4431



## DOWNS AT ALBUQUERQUE

Don Cook, General Manager  
P. O. 8510  
Albuquerque, NM 87198  
Phone: 505-266-5555



## SUNRAY PARK

Byron Campbell, General Manager  
39 Road 5568  
Farmington, NM 87401  
Phone: 505-566-1200



# 2009/2010 New Mexico Race Dates

## 2009 – 2010 Sunland Park (Sunland Park) 77 Days – Friday, Saturday, Sunday, Tuesday

December 11,12,13,15,18,19,20,22,23,26,27,29  
January 1,2,3,5,8,9,10,12,15,16,17,19,22,23,24,26,29,30,31  
February 2,5,6,7,9,12,13,14,16,17,19,20,21,23,26,27,28  
March 2,5,6,7,9,12,13,14,16,19,20,21,23,26,27,28,30  
April 2,3,4,6,9,10,11,13,16,17,18,20

## 2010 SunRay Park (Farmington) 46 Days – Thursday, Friday, Saturday, Sunday

April 22, 23, 24,25,29,30  
May 1,2,6,7,8,9,13,14,15,16,20,21,22,23,27,28,29,30,31  
June 3,4,5,6,10,11,12,13,17,18,19,20,24,25,26,27,30  
July 1,2,3,4

## 2010 Ruidoso Downs (Ruidoso Downs) 60 Days – Thursday, Friday, Saturday, Sunday

May 28,29,30,31  
June 3,4,5,6,10,11,12,13,17,18,19,20,24,25,26,27  
July 1,2, 3,4,8,9,10,11,15,16,17,18,22,23,24,25,29,30,31  
August 1,5,6,7,8,12,13,14,15,19,20,21,22,26,27,28,29  
September 3,4,5,6

## 2010 Downs at Albuquerque (Albuquerque) 42 Days – Friday, Saturday, Sunday, Monday

August 14,15,16,20,21,22,23,27,28,29,30  
September 3,4,5,6  
October 1,2,3,4,8,9,10,11,15,16,17,18,22,23,24,25,29,30,31  
November 1, 5,6,7,8,12,13,14

## 2010 New Mexico State Fair (Albuquerque) 17 Days

September 10,11,12,13,14,15,16,17,18,19,20,21,22,23,24,25,26

## 2010 Zia Park (Hobbs) 53 Days – Saturday, Sunday, Monday, Tuesday

September 11,12,13,14,18,19,20,21,25,26,27,28  
October 2,3,4,5,9,10,11,12,16,17,18,19,23,24,25,26,30,31  
November 1,2,6,7,8,9,13,14,15,16,20,21,22,23,26,27,28,29,30  
December 4,5,6,7

# QUANTITATIVE

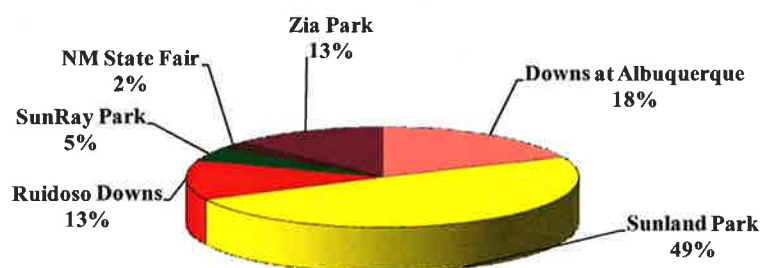


# DATA

## 2010 PARI MUTUEL HANDLE FIGURES

	DAA	SUN	RUI	SRP	NMSF	ZIA	ISW	TOTAL LOCATION HANDLE
<b>Downs at Alb.</b>								
DAA on DAA	2,070,241						28,778,613	30,848,854
DAA on SRP				536,566				536,566
DAA on SUN		1,415,265						1,415,265
DAA on RUI			696,852					696,852
DAA on ZIA						393,829		393,829
<b>TOTAL</b>	2,070,241	1,415,265	696,852	536,566	0	393,829	28,778,613	33,891,366
<b>Ruidoso Downs</b>								
RUI on DAA	91,745							91,745
RUI on RUI			9,668,072				4,869,258	14,537,330
RUI on SRP				193,719				193,719
RUI on SUN		422,988						422,988
RUI on NMSF					20,019			20,019
RUI on ZIA						156,082		156,082
<b>TOTAL</b>	91,745	422,988	9,668,072	193,719	20,019	156,082	4,869,258	15,421,883
<b>SunRay Park</b>								
SRP on DAA	64,617							64,617
SRP on SRP				971,219			3,284,036	4,255,255
SRP on SUN		175,575						175,575
SRP on NMSF					26,765			26,765
SRP on RUI			126,495					126,495
SRP on ZIA						56,279		56,279
<b>TOTAL</b>	64,617	175,575	126,495	971,219	26,765	56,279	3,284,036	4,704,986
<b>Sunland Park</b>								
SUN on DAA	273,286							273,286
SUN on SRP				508,150				508,150
SUN on SUN		7,294,311					26,260,021	33,554,332
SUN on NMSF					106,230			106,230
SUN on RUI			751,328					751,328
SUN on ZIA						544,712		544,712
<b>TOTAL</b>	273,286	7,294,311	751,328	508,150	106,230	544,712	26,260,021	35,738,038
<b>Zia Park</b>								
ZIA on DAA	65,499							65,499
ZIA on SRP				101,578				101,578
ZIA on SUN		506,565						506,565
ZIA on NMSF					36,996			36,996
ZIA on RUI			328,859					328,859
ZIA on ZIA						2,234,452	4,850,939	7,085,391
<b>TOTAL</b>	65,499	506,565	328,859	101,578	36,996	2,234,452	4,850,939	8,124,888
<b>NMSF</b>								
NMSF on SRP					1,231,376		1,276,487	2,507,863
NMSF on NMSF						89,501		89,501
NMSF on ZIA						89,501		89,501
<b>TOTAL</b>	0	0	0	0	1,231,376	89,501	1,276,487	2,597,364
	2,565,388	9,814,704	11,571,606	2,311,232	1,421,386	3,474,855	70,595,841	101,755,012
	DAA	SUN	RUI	SRP	NMSF	ZIA		TOTAL
<b>RACE MEET HANDLE</b>	2,565,388	9,814,704	11,571,606	2,311,232	1,421,386	3,474,855		31,159,171
<b>OUT-of-STATE MEET HANDLE</b>	3,081,330	55,753,887	7,332,028	3,019,954	1,352,340	15,290,358		85,829,897
<b>TOTAL RACE MEET HANDLE</b>	5,646,718	65,568,591	18,903,634	5,331,186	2,773,726	18,765,213		116,989,068
<b>OUT-of-STATE SIMULCAST HANDLE</b>	28,778,613	26,260,021	4,869,258	3,284,036	1,276,487	4,850,939		69,319,354
<b>TOTAL HANDLE</b>	34,425,331	91,828,612	23,772,892	8,615,222	4,050,213	23,616,152		186,308,422

**2010  
Pari Mutuel Handle**



## TRENDS IN WAGERING

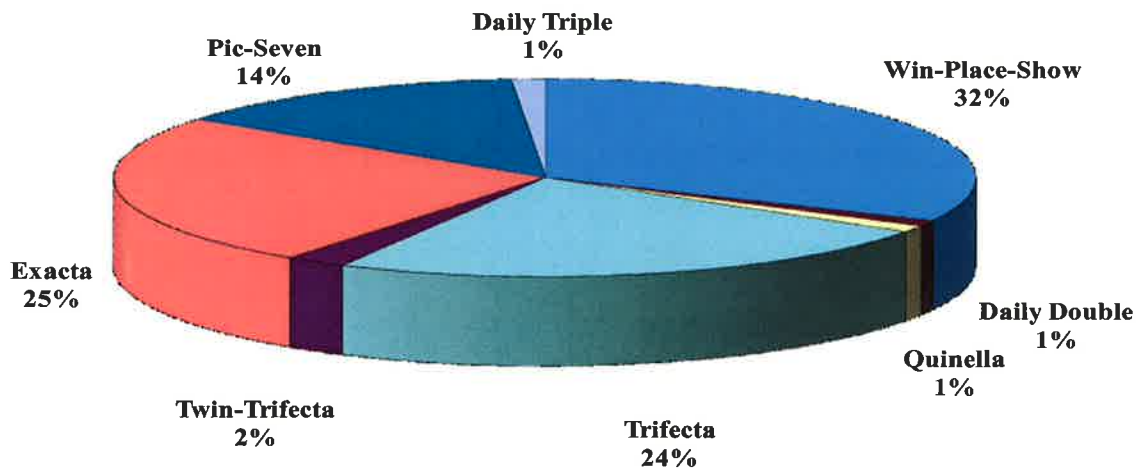
		STRAIGHT PLACE, SHOW	DAILY DOUBLE	QUINELLA	TRIFECTA	TWIN TRIFECTA	
<b>DOLLARS</b>	<b>2010</b>	59,987,716	1,799,247	2,049,218	43,766,841	4,183,672	
<b>% OF TOTAL</b>	<b>2010</b>	32.20%	0.97%	1.10%	23.49%	2.25%	
		<b>EXACTA</b>	<b>ODD/EVEN</b>	<b>PIC-SEVEN SUPERFECTA</b>	<b>DAILY TRIPLE</b>		<b>TOTALS</b>
<b>DOLLARS</b>	<b>2010</b>	46,766,576	0	25,379,596	2,375,556		<b>186,308,422</b>
<b>% OF TOTAL</b>	<b>2010</b>	25.10%	0.00%	13.62%	1.28%		<b>100.00%</b>

		STRAIGHT PLACE, SHOW	DAILY DOUBLE	QUINELLA	TRIFECTA	TWIN TRIFECTA	
<b>DOLLARS</b>	<b>2009</b>	62,594,365	1,886,785	2,276,573	46,668,367	3,194,927	
<b>% OF TOTAL</b>	<b>2009</b>	32.63%	0.98%	1.19%	24.33%	1.67%	
		<b>EXACTA</b>	<b>ODD/EVEN</b>	<b>PIC-SEVEN SUPERFECTA</b>	<b>DAILY TRIPLE</b>		<b>TOTALS</b>
<b>DOLLARS</b>	<b>2009</b>	48,064,531	0	24,890,796	2,248,226		<b>191,824,570</b>
<b>% OF TOTAL</b>	<b>2009</b>	25.06%	0.00%	12.98%	1.17%		<b>100.00%</b>

		STRAIGHT PLACE, SHOW	DAILY DOUBLE	QUINELLA	TRIFECTA	TWIN TRIFECTA	
<b>DOLLARS</b>	<b>2008</b>	65,867,246	2,081,518	2,722,709	47,651,233	2,704,527	
<b>% OF TOTAL</b>	<b>2008</b>	33.97%	1.07%	1.40%	24.58%	1.39%	
		<b>EXACTA</b>	<b>ODD/EVEN</b>	<b>PIC-SEVEN SUPERFECTA</b>	<b>DAILY TRIPLE</b>		<b>TOTALS</b>
<b>DOLLARS</b>	<b>2008</b>	47,398,778	0	23,040,984	2,408,400		<b>193,875,395</b>
<b>% OF TOTAL</b>	<b>2008</b>	24.45%	0.00%	11.88%	1.24%		<b>100.00%</b>

		STRAIGHT PLACE, SHOW	DAILY DOUBLE	QUINELLA	TRIFECTA	TWIN TRIFECTA	
<b>DOLLARS</b>	<b>2007</b>	65,005,903	1,940,613	3,114,085	47,328,533	2,785,600	
<b>% OF TOTAL</b>	<b>2007</b>	34.07%	1.02%	1.63%	24.81%	1.46%	
		<b>EXACTA</b>	<b>ODD/EVEN</b>	<b>PIC-SEVEN SUPERFECTA</b>	<b>DAILY TRIPLE</b>		<b>TOTALS</b>
<b>DOLLARS</b>	<b>2007</b>	46,385,265	0	21,873,905	2,363,057		<b>190,796,959</b>
<b>% OF TOTAL</b>	<b>2007</b>	24.31%	0.00%	11.46%	1.24%		<b>100.00%</b>

### Trends in Wagering 2010





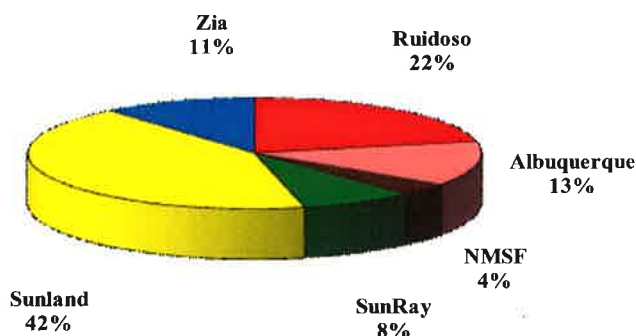
# ATTENDANCE AND PARI-MUTUEL WAGERING LIVE MEET TOTALS

2010	NO. OF DAYS	ATTENDANCE	DAILY AVERAGE	RACE MEET PARI-MUTUEL HANDLE	AVERAGE
RUI	60	239,138	3,986	18,903,635	315,061
DAA	42	143,114	3,407	5,646,717	134,446
NMSF	17	40,363	2,374	2,773,725	163,160
SRP	45	89,175	1,982	5,331,186	118,471
SUN	77	467,936	6,077	65,568,591	851,540
ZIA	55	122,110	2,220	18,765,214	341,186
	296	1,101,836	3,722	116,989,068	395,233

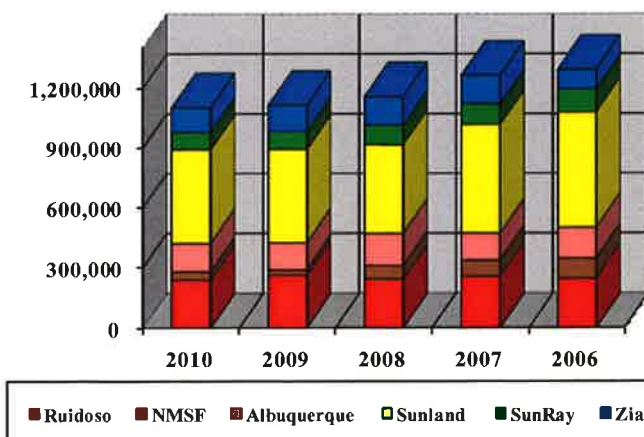
2009	NO. OF DAYS	ATTENDANCE	DAILY AVERAGE	RACE MEET PARI-MUTUEL HANDLE	AVERAGE
RUI	63	261,330	4,148	20,878,486	331,405
DAA	42	134,654	3,206	5,406,695	128,731
NMSF	17	29,694	1,747	2,722,198	160,129
SRP	44	91,841	2,087	4,342,784	98,700
SUN	77	466,663	6,061	62,192,516	807,695
ZIA	55	130,215	2,368	20,842,247	378,950
	298	1,114,397	3,740	116,384,926	390,553

2008	NO. OF DAYS	ATTENDANCE	DAILY AVERAGE	RACE MEET PARI-MUTUEL HANDLE	AVERAGE
RUI	60	242,009	4,033	18,878,176	314,636
DAA	42	161,214	3,838	5,760,712	137,160
NMSF	17	69,092	4,064	3,219,587	189,387
SRP	44	97,821	2,223	4,998,524	113,603
SUN	77	444,267	5,770	62,623,305	813,290
ZIA	53	142,533	2,689	23,279,481	439,235
	293	1,156,936	3,949	118,759,785	405,323

## Attendance 2010 Meet Totals



## Attendance by Race Meet



## RACING REVENUES TO THE STATE

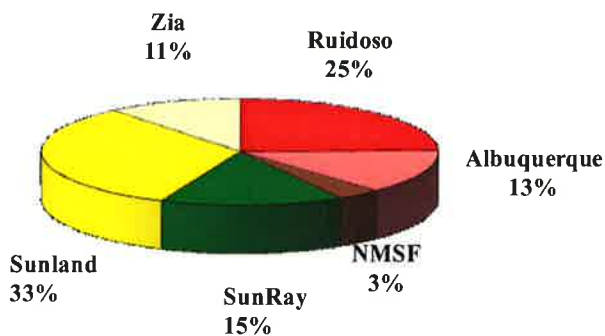
2010	NO. OF DAYS	PARI-MUTUEL TAX	DAILY TAX	DAILY LICENSE FEE	OCCUPATIONAL LICENSE FEE	OCCUPATIONAL FINES	TOTAL STATE REVENUE
RUI	60	33,213	39,000	30,000	55,995	10,635	168,843
DAA	42	12,420	27,300	21,000	24,031	7,317	92,067
NMSF	17	1,457	11,050	8,500	2,819	858	24,685
SRP	45	44,366	0	22,500	26,775	8,300	101,941
SUN	77	21,629	50,050	38,500	95,825	18,085	224,089
ZIA	55	4,206	0	27,500	37,170	6,600	75,476
	296	117,291	127,400	148,000	242,615	51,795	687,101

2009	NO. OF DAYS	PARI-MUTUEL TAX	DAILY TAX	DAILY LICENSE FEE	OCCUPATIONAL LICENSE FEE	OCCUPATIONAL FINES	TOTAL STATE REVENUE
RUI	63	38,826	40,950	31,500	62,285	7,785	181,346
DAA	42	10,090	27,300	21,000	30,987	5,643	95,020
NMSF	17	1,121	11,050	8,500	3,443	627	24,741
SRP	44	54,736	0	22,000	29,055	5,130	110,921
SUN	77	22,627	50,050	38,500	95,350	14,310	220,837
ZIA	55	4,658	0	27,500	50,680	9,755	92,593
	298	132,058	129,350	149,000	271,800	43,250	725,458

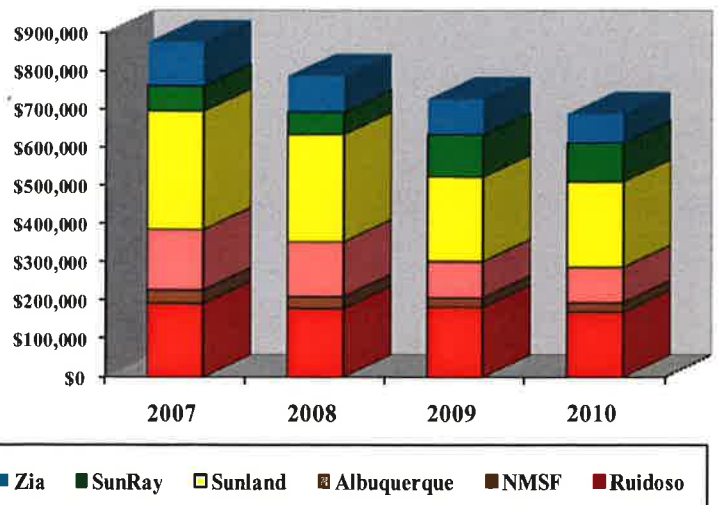
2008	NO. OF DAYS	PARI-MUTUEL TAX	DAILY TAX	DAILY LICENSE FEE	OCCUPATIONAL LICENSE FEE	OCCUPATIONAL FINES	TOTAL STATE REVENUE
RUI	60	45,404	39,000	30,000	54,095	9,975	178,474
DAA	42	68,631	27,300	21,000	20,920	5,016	142,867
NMSF	17	2,536	11,050	8,500	6,720	2,048	30,854
SRP	44	6,316	1,161	22,000	26,325	2,650	58,451
SUN	77	70,103	50,050	38,500	99,660	23,015	281,328
ZIA	53	5,635	3,470	26,500	50,495	8,710	94,810
	293	198,624	132,031	146,500	258,215	51,414	786,784

### STATE REVENUES 2010

#### MEET TOTALS



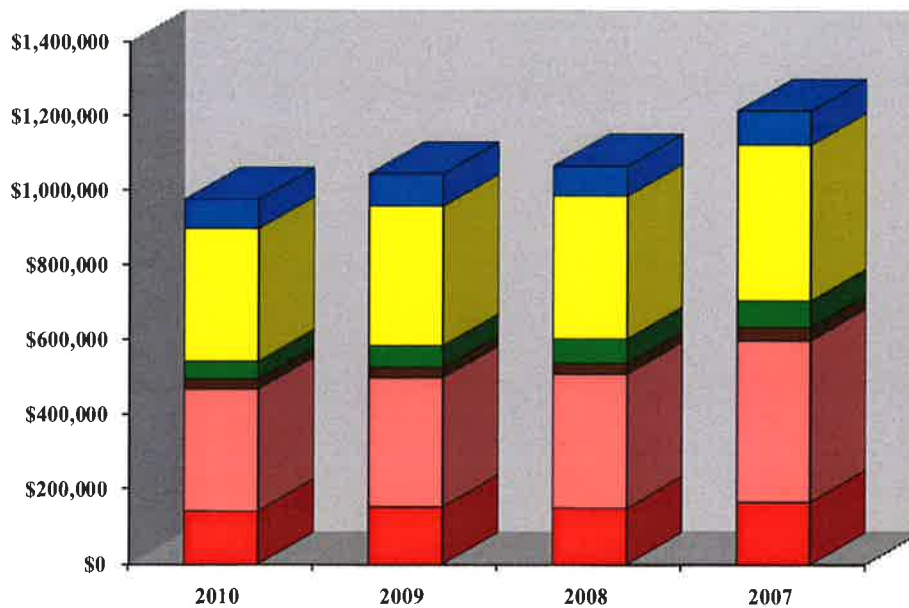
### STATE REVENUES



## WAGER AND DISTRIBUTION LOCATION TOTALS

2010	NO. OF DAYS	TOTAL HANDLE	RETURN TO PUBLIC	COMMISSION	BREAKAGE	CAPITAL IMPROVEMENT	EXPO NM REVENUE	STATE TAX
RUI	60	23,772,893	18,513,505	5,093,418	165,970	141,242	159,002	72,213
DAA	42	34,425,329	26,937,225	7,349,555	138,549	326,930	337,410	39,720
NMSF	17	4,050,213	3,117,877	909,914	22,422	26,872	27,430	12,507
SRP	45	8,615,223	6,700,202	1,874,523	40,498	46,543	46,543	44,366
SUN	77	91,828,611	71,707,267	19,735,626	385,718	357,630	367,002	71,679
ZIA	55	23,616,153	18,375,144	5,130,778	110,231	77,497	77,497	4,206
	296	186,308,422	145,351,220	40,093,814	863,388	976,714	1,014,884	244,691
2009	NO. OF DAYS	TOTAL HANDLE	RETURN TO PUBLIC	COMMISSION	BREAKAGE	CAPITAL IMPROVEMENT	EXPO NM REVENUE	STATE TAX
RUI	63	26,243,069	20,440,782	5,636,434	165,853	152,504	174,883	79,776
DAA	42	36,243,283	28,434,705	7,646,106	162,472	345,829	360,174	37,390
NMSF	17	3,933,966	3,033,579	880,933	19,454	27,170	27,310	12,171
SRP	44	8,548,690	6,663,728	1,845,525	39,437	58,315	58,315	54,736
SUN	77	90,482,285	70,581,344	19,535,766	365,175	376,005	390,172	72,677
ZIA	55	26,373,277	20,520,380	5,744,311	108,586	86,234	86,324	4,658
	298	191,824,570	149,674,518	41,289,075	860,977	1,046,057	1,097,178	261,408
2008	NO. OF DAYS	TOTAL HANDLE	RETURN TO PUBLIC	COMMISSION	BREAKAGE	CAPITAL IMPROVEMENT	EXPO NM REVENUE	STATE TAX
RUI	60	23,927,249	18,314,492	5,423,574	189,183	149,549	173,483	84,404
DAA	42	37,294,775	29,159,292	7,945,872	189,611	359,015	305,897	95,931
NMSF	17	4,390,506	3,425,779	940,072	24,654	28,938	30,423	13,586
SRP	44	9,285,682	7,253,834	1,985,953	45,895	65,415	65,415	7,476
SUN	77	91,217,653	71,302,875	19,540,764	374,014	384,353	427,680	120,153
ZIA	53	27,759,536	21,344,824	6,282,447	132,265	79,869	92,136	9,105
	293	193,875,401	150,801,098	42,118,681	955,621	1,067,140	1,095,034	330,654

### Capital Improvement Tax Credits



# THOROUGHBRED WAGERING MEET TOTALS

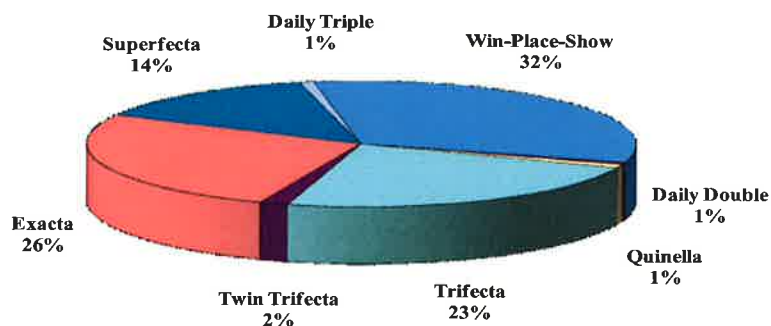
2010	NO. OF RACES	STRAIGHT PLACE, SHOW	DAILY DOUBLE	QUINELLA	TRIFECTA	TWIN TRIFECTA
RUI	270	3,485,139	58,379	626,769	1,759,147	16,258
DAA	222	1210268	477	0	1050766	52192
NMSF	84	607,564	0	0	496,143	30,805
SRP	277	1,124,901	17,601	130,639	979,414	27,392
SUN	531	14,808,748	297,267	0	11,345,286	995,605
ZIA	321	4,724,283	108,819	0	2,990,191	180,808
	1,705	25,960,903	482,543	757,408	18,620,947	1,303,060

2010	NO. OF RACES	EXACTA	PIC-SIX	PICK SEVEN SUPERFECTA	ODD/EVEN	DAILY TRIPLE	THOROUGHBRED TOTAL HANDLE
RUI	270	1,518,543	0	719,527	0	77,309	8,261,071
DAA	222	986326	0	611930	0	0	3,911,959
NMSF	84	455,273	0	278,498	0	0	1,868,283
SRP	277	820,374	0	578,806	0	12,835	3,691,962
SUN	531	13,498,751	0	7,081,594	0	481,962	48,509,213
ZIA	321	3,989,159	0	1,904,452	0	120,382	14,018,094
	1,705	21,268,426	0	11,174,807	0	692,488	80,260,582

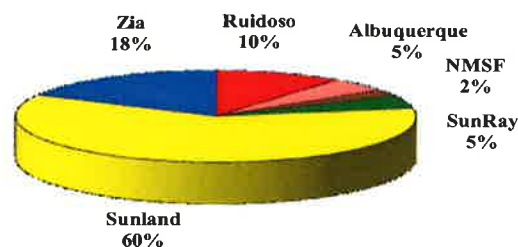
2009	NO. OF RACES	STRAIGHT PLACE, SHOW	DAILY DOUBLE	QUINELLA	TRIFECTA	TWIN TRIFECTA
RUI	309	4,174,003	59,968	760,311	2,216,221	62,518
DAA	201	1,012,025	3,895	0	886,667	24,280
NMSF	78	537,432	1,280	0	463,038	20,346
SRP	269	913,800	14,505	111,987	832,399	0
SUN	534	15,081,017	272,775	0	11,517,651	517,950
ZIA	347	5,142,166	103,814	6,671	3,615,214	179,544
	1,738	26,860,443	456,237	878,969	19,531,190	804,638

2009	NO. OF RACES	EXACTA	PIC-SIX	PICK SEVEN SUPERFECTA	ODD/EVEN	DAILY TRIPLE	THOROUGHBRED TOTAL HANDLE
RUI	309	1,848,575	0	1,044,888	0	96,873	10,263,357
DAA	201	816,127	0	535,553	0	8,746	3,287,293
NMSF	78	389,082	0	239,516	0	0	1,650,694
SRP	269	619,477	0	337,049	0	10,948	2,840,165
SUN	534	13,279,894	0	6,699,500	0	387,778	47,756,565
ZIA	347	4,445,145	0	2,311,755	0	118,447	15,922,756
	1,738	21,398,300	0	11,168,261	0	622,792	81,720,830

**2010  
Thoroughbred Types of Wagering**



**2010  
Thoroughbred Handle**



## QUARTER HORSE WAGERING MEET TOTALS

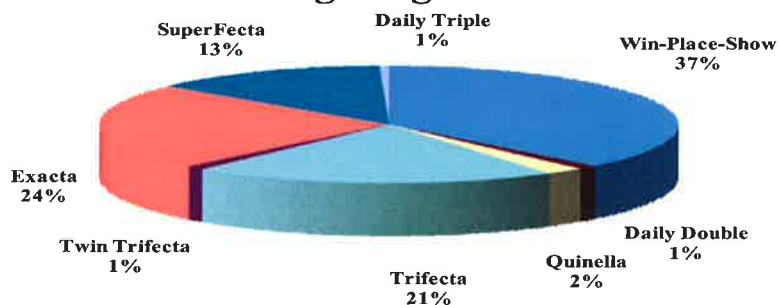
2010	NO. OF RACES	STRAIGHT PLACE, SHOW	DAILY DOUBLE	QUINELLA	TRIFECTA
RUI	339	4,563,244	102,794	706,655	1,778,343
DAA	165	602,495	28,538	0	466,120
NMSF	71	319,316	16,871	0	248,040
SRP	185	551,846	24,236	63,411	435,221
SUN	363	5,936,543	188,469	0	3,637,293
ZIA	259	1,759,293	52,235	0	964,562
	<b>1,382</b>	<b>13,732,737</b>	<b>413,143</b>	<b>770,066</b>	<b>7,529,579</b>

2010	NO. OF RACES	TWIN TRIFECTA	EXACTA	ODD/EVEN	PICK SEVEN SUPERFECTA	DAILY TRIPLE	QUARTER HORSE TOTAL HANDLE
RUI	339	200,015	1,935,346	0	1,276,244	79,923	10,642,564
DAA	165	1361	424,140	0	212,104	0	1,734,758
NMSF	71	3,144	210,574	0	107,497	0	905,442
SRP	185	1,290	358,927	0	197,803	6,490	1,639,224
SUN	363	138,596	4,671,954	0	2,404,511	82,012	17,059,378
ZIA	259	2,705	1,260,040	0	670,535	37,750	4,747,120
	<b>1,382</b>	<b>347,111</b>	<b>8,860,981</b>	<b>0</b>	<b>4,868,694</b>	<b>206,175</b>	<b>36,728,486</b>

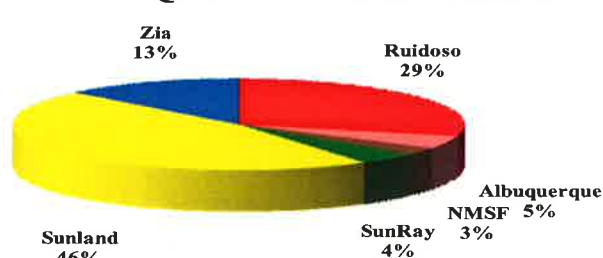
2009	NO. OF RACES	STRAIGHT PLACE, SHOW	DAILY DOUBLE	QUINELLA	TRIFECTA
RUI	333	4,543,507	108,116	729,432	1,822,270
DAA	177	725,072	26,895	0	570,490
NMSF	75	388,156	15,724	0	290,071
SRP	184	535,414	21,271	62,083	438,169
SUN	354	4,675,066	190,064	0	3,409,925
ZIA	250	1,743,075	54,051	4,344	1,043,062
	<b>1,373</b>	<b>12,610,290</b>	<b>416,121</b>	<b>795,859</b>	<b>7,573,987</b>

2009	NO. OF RACES	TWIN TRIFECTA	EXACTA	ODD/EVEN	PICK SEVEN SUPERFECTA	DAILY TRIPLE	QUARTER HORSE TOTAL HANDLE
RUI	333	220,975	1,857,447	0	1,246,515	86,867	10,615,129
DAA	177	6,686	515,584	0	273,309	1,366	2,119,402
NMSF	75	4,813	253,959	0	118,781	0	1,071,504
SRP	184	-0-	316,931	0	119,051	9,700	1,502,619
SUN	354	3,560	3,913,159	0	2,224,126	20,051	14,435,951
ZIA	250	5,396	1,273,669	0	758,784	37,110	4,919,491
	<b>1,373</b>	<b>241,430</b>	<b>8,130,749</b>	<b>0</b>	<b>4,740,566</b>	<b>155,094</b>	<b>34,664,096</b>

### 2010 Quarter Horse Types of Wagering



### 2010 Quarter Horse Handle





## SIMULCAST WAGERING LOCATION TOTALS

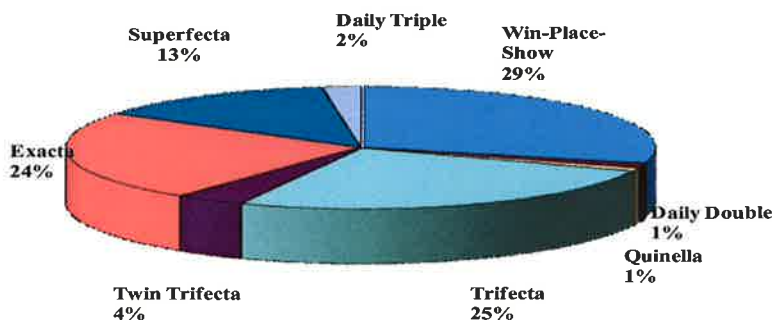
2010	STRAIGHT PLACE, SHOW	DAILY DOUBLE	QUINELLA	TRIFECTA
RUI	1,613,079	91,785	55,618	1,109,637
DAA	8,249,154	368,723	212,160	7,317,634
NMSF	325,407	8,927	5,076	325,123
SRP	775,404	40,147	29,767	717,694
SUN	7,287,558	361,727	195,728	6,985,353
ZIA	2,043,474	32,252	23,395	1,160,874
	<b>20,294,076</b>	<b>903,561</b>	<b>521,744</b>	<b>17,616,315</b>

2010	TWIN TRIFECTA	EXACTA	ODD/EVEN	PICK SEVEN SUPERFECTA	DAILY TRIPLE	SIMULCAST TOTAL HANDLE
RUI	203,718	1,159,656	0	530,230	105,535	4,869,258
DAA	1,275,564	6,215,022	0	4,445,065	695,290	28,778,612
NMSF	116,160	264,866	0	188,363	42,566	1,276,488
SRP	195,919	1,068,291	0	362,734	94,081	3,284,037
SUN	674,883	6,897,514	0	3,364,790	492,467	26,260,020
ZIA	67,257	1,031,820	0	444,913	46,954	4,850,939
	<b>2,533,501</b>	<b>16,637,169</b>	<b>0</b>	<b>9,336,095</b>	<b>1,476,893</b>	<b>69,319,354</b>

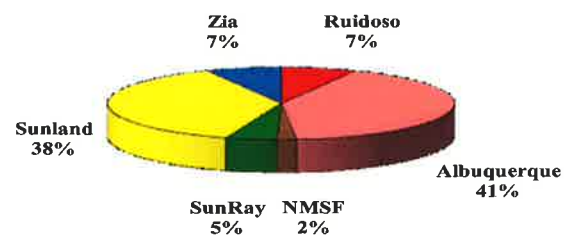
2009	STRAIGHT PLACE, SHOW	DAILY DOUBLE	QUINELLA	TRIFECTA
RUI	1,827,877	89,743	56,632	1,356,752
DAA	9,723,981	407,660	252,491	8,049,880
NMSF	374,172	12,821	6,619	308,092
SRP	1,124,065	55,889	34,164	974,760
SUN	7,687,074	400,364	223,505	7,523,252
ZIA	2,386,463	47,950	28,334	1,350,454
	<b>23,123,632</b>	<b>1,014,427</b>	<b>601,745</b>	<b>19,563,190</b>

2009	TWIN TRIFECTA	EXACTA	ODD/EVEN	PICK SEVEN SUPERFECTA	DAILY TRIPLE	SIMULCAST TOTAL HANDLE
RUI	215,127	1,191,611	0	503,237	123,604	5,364,583
DAA	864,328	7,121,123	0	3,742,522	674,603	30,836,588
NMSF	71,544	264,817	0	151,991	21,712	1,211,768
SRP	207,395	1,075,673	0	639,828	94,132	4,205,906
SUN	713,124	7,736,277	0	3,511,162	495,011	28,289,769
ZIA	77,341	1,145,981	0	433,229	61,278	5,531,030
	<b>2,148,859</b>	<b>18,535,482</b>	<b>0</b>	<b>8,981,969</b>	<b>1,470,340</b>	<b>75,439,644</b>

**2010  
Simulcast Wagering**



**2010 Simulcast Handle**



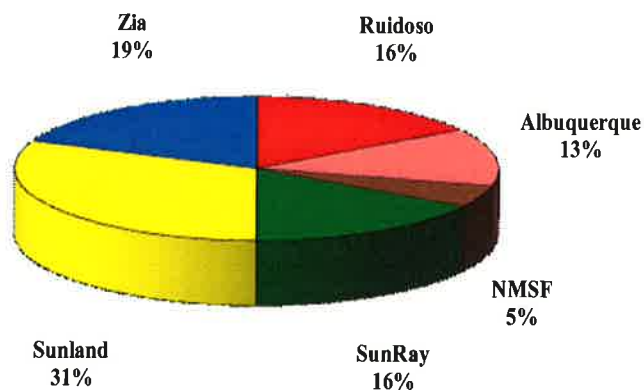
# THOROUGHBRED & QUARTER HORSE WAGERING & AVERAGES

2010	NO. OF RACES	THOROUGHBRED TOTAL HANDLE	AVERAGE PER RACE	NO. OF RACES	QUARTER HORSE TOTAL HANDLE	AVERAGE PER RACE
RUI	270	8,261,071	30,597	339	10,642,564	31,394
DAA	222	3,911,959	17,621	165	1,734,758	10,514
NMSF	84	1,868,283	22,241	71	905,442	12,753
SRP	277	3,691,962	13,328	185	1,639,224	8,861
SUN	531	48,509,213	91,354	363	17,059,378	46,996
ZIA	321	14,018,094	43,670	259	4,747,120	18,329
	<b>1,705</b>	<b>80,260,582</b>	<b>47,074</b>	<b>1,382</b>	<b>36,728,486</b>	<b>26,576</b>

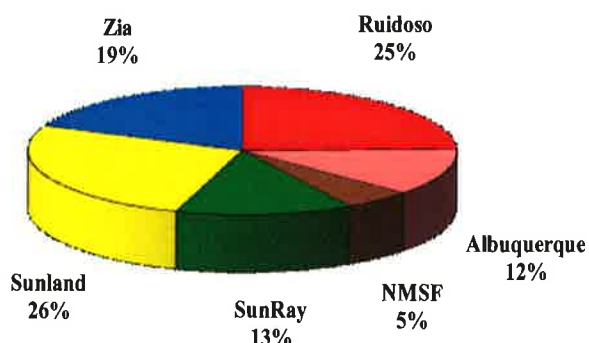
2009	NO. OF RACES	THOROUGHBRED TOTAL HANDLE	AVERAGE PER RACE	NO. OF RACES	QUARTER HORSE TOTAL HANDLE	AVERAGE PER RACE
RUI	309	10,263,357	33,215	333	10,615,129	31,877
DAA	201	3,287,293	16,355	177	2,119,402	11,974
NMSF	78	1,650,694	21,163	75	1,071,504	14,287
SRP	269	2,840,165	10,558	184	1,502,619	8,166
SUN	534	47,756,565	89,432	354	14,435,951	40,780
ZIA	347	15,922,756	45,887	250	4,919,491	19,678
	<b>1,738</b>	<b>81,720,830</b>	<b>47,020</b>	<b>1,373</b>	<b>34,664,096</b>	<b>25,247</b>

2008	NO. OF RACES	THOROUGHBRED TOTAL HANDLE	AVERAGE PER RACE	NO. OF RACES	QUARTER HORSE TOTAL HANDLE	AVERAGE PER RACE
RUI	270	9,207,678	34,103	297	9,670,498	32,561
DAA	220	3,835,429	17,434	178	1,925,283	10,816
NMSF	89	2,007,909	22,561	72	1,211,678	16,829
SRP	243	3,007,897	12,378	201	1,990,627	9,904
SUN	533	47,395,760	88,923	355	15,227,545	42,894
ZIA	323	17,436,968	53,984	260	5,842,513	22,471
	<b>1,678</b>	<b>82,891,641</b>	<b>49,399</b>	<b>1,363</b>	<b>35,868,144</b>	<b>26,316</b>

## 2010 Thoroughbred Races



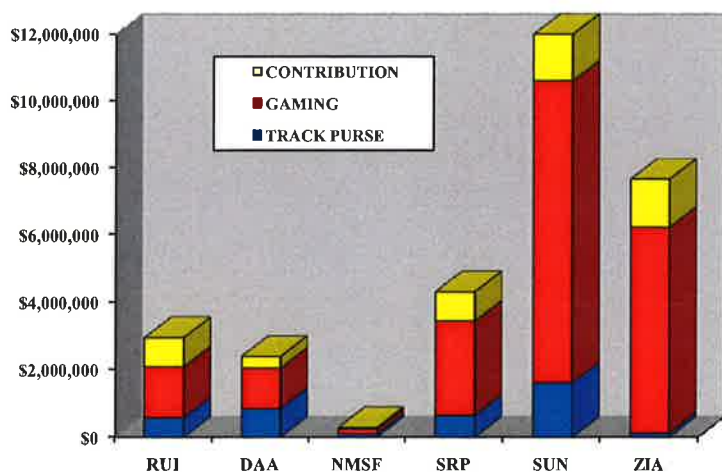
## 2010 Quarter Horse Races



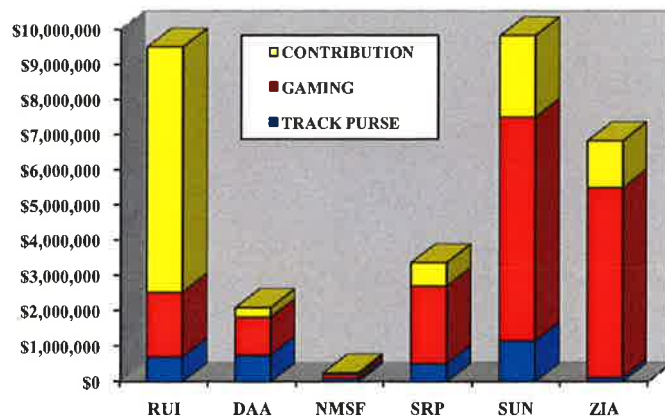
## PURSE DISTRIBUTION

THOROUGHBRED: 2010	RACES	TRACK PURSE	GAMING	CONTRIBUTION	TOTAL PURSE	
RUI	270	574,425	1,515,875	857,099	2,947,399	
DAA	222	842,565	1,205,016	345,541	2,393,122	
NMSF	84	98,848	141,371	40,538	280,757	
SRP	277	642,700	2,800,000	866,824	4,309,524	
SUN	531	1,611,266	8,995,100	2,674,467	13,280,833	
ZIA	321	123,159	6,108,956	1,433,362	7,665,477	
	1,705	3,892,963	20,766,318	6,217,831	30,877,112	
QUARTER HORSE: 2010	RACES	TRACK PURSE	GAMING	CONTRIBUTION	TOTAL PURSE	COMBINED PURSE
RUI	339	695,075	1,834,125	6,968,628	9,497,828	12,445,227
DAA	165	751,384	1,068,599	269,929	2,089,912	4,483,034
NMSF	71	88,151	125,366	31,668	245,185	525,942
SRP	185	506,700	2,200,000	655,505	3,362,205	7,671,729
SUN	363	1,145,744	6,354,900	2,320,436	9,821,080	23,101,913
ZIA	259	112,551	5,374,044	1,335,607	6,822,202	14,487,679
	1,382	3,299,605	16,957,034	11,581,773	31,838,412	62,715,524
THOROUGHBRED: 2009	RACES	TRACK PURSE	GAMING	CONTRIBUTION	TOTAL PURSE	
RUI	309	789,975	1,858,125	705,307	3,353,407	
DAA	201	935,381	963,259	311,814	2,210,454	
NMSF	78	103,931	107,029	34,646	245,606	
SRP	269	36,600	3,342,800	799,661	4,179,061	
SUN	534	1,697,200	9,617,000	2,439,576	13,753,776	
ZIA	347	298,135	6,177,100	1,447,390	7,922,625	
	1,738	3,861,222	22,065,313	5,738,394	31,664,929	
QUARTER HORSE: 2009	RACES	TRACK PURSE	GAMING	CONTRIBUTION	TOTAL PURSE	COMBINED PURSE
RUI	333	803,425	1,891,875	5,251,660	7,946,960	11,300,367
DAA	177	925,057	955,583	290,400	2,171,040	4,381,494
NMSF	75	102,784	106,176	32,267	241,227	486,833
SRP	184	29,300	2,757,200	730,982	3,517,482	7,696,543
SUN	354	1,192,600	6,683,000	2,217,266	10,092,866	23,846,642
ZIA	250	245,730	4,972,900	1,492,871	6,711,501	14,634,126
	1,373	3,298,896	17,366,734	10,015,446	30,681,076	62,346,005

**2010  
Thoroughbred Purse  
Distribution**



**2010  
Quarter Horse Purse Distribution**



## TRACK RETAINED PARI-MUTUEL REVENUE AND PURSE DISTRIBUTION

THOROUGHBRED:	2010	COMMISSION			TOTAL	PURSE
		DAYS	AFTER STATE TAX	BREAKAGE	RETAINED REVENUE	
	RUI	60	1,744,867	57,675	1,802,541	2,090,300
	DAA	42	830,661	15,744	846,405	2,047,581
	NMSF	17	413,956	10,343	424,299	240,219
	SRP	45	784,294	17,355	801,649	3,442,700
	SUN	77	10,387,640	203,759	10,591,399	10,606,366
	ZIA	55	3,043,034	65,431	3,108,465	6,232,115
		296	17,204,453	370,306	17,574,759	24,659,281

QUARTER HORSE:	2010	DAYS	COMMISSION AFTER STATE TAX	BREAKAGE	TOTAL RETAINED REVENUE	PURSE
	<b>RUI</b>	60	2,247,875	74,301	2,322,176	2,529,200
	<b>DAA</b>	42	368,357	6,982	375,338	1,819,983
	<b>NMSF</b>	17	200,619	5,013	205,632	213,518
	<b>SRP</b>	45	348,225	7,706	355,931	2,706,700
	<b>SUN</b>	77	3,653,052	71,656	3,724,709	7,500,644
	<b>ZIA</b>	55	1,030,500	22,158	1,052,658	5,486,595
		<b>296</b>	<b>7,848,628</b>	<b>187,815</b>	<b>8,036,443</b>	<b>20,256,639</b>

SIMULCAST:	2010	DAYS	COMMISSION	BREAKAGE	TOTAL	PURSE	COMBINED
			AFTER STATE TAX		RETAINED REVENUE		TRACK PURSE
	<b>RUI</b>	365	1,028,463	33,995	1,062,458	0	4,619,500
	<b>DAA</b>	348	6,110,818	115,823	6,226,641	0	3,867,564
	<b>NMSF</b>	17	282,832	7,067	289,899	0	453,737
	<b>SRP</b>	365	697,638	15,437	713,075	0	6,149,400
	<b>SUN</b>	365	5,623,254	110,303	5,733,557	0	18,107,010
	<b>ZIA</b>	365	1,053,037	22,642	1,075,680	0	11,718,710
		<b>1,825</b>	<b>14,796,042</b>	<b>305,267</b>	<b>15,101,309</b>	<b>0</b>	<b>44,915,920</b>

THOROUGHBRED:	2009	COMMISSION			TOTAL	PURSE
		DAYS	AFTER STATE TAX	BREAKAGE	RETAINED REVENUE	
	RUI	63	2,173,144	64,863	2,238,007	2,648,100
	DAA	42	690,116	14,736	704,853	1,898,640
	NMSF	17	364,533	8,163	372,696	210,960
	SRP	44	594,961	13,102	608,063	3,379,400
	SUN	77	10,272,622	192,739	10,465,361	11,314,200
	ZIA	55	3,465,292	65,558	3,530,850	6,475,235
		298	17,560,667	359,162	17,919,830	25,926,535

QUARTER HORSE:	2009	DAYS	COMMISSION AFTER STATE TAX	BREAKAGE	TOTAL RETAINED REVENUE	PURSE
	<b>RUI</b>	63	2,247,627	67,086	2,314,714	2,695,300
	<b>DAA</b>	42	444,936	9,501	454,437	1,880,640
	<b>NMSF</b>	17	236,627	5,299	241,926	208,960
	<b>SRP</b>	44	314,770	6,932	321,702	2,786,500
	<b>SUN</b>	77	3,105,229	58,262	3,163,490	7,875,600
	<b>ZIA</b>	55	1,070,636	20,255	1,090,891	5,218,630
		<b>298</b>	<b>7,419,825</b>	<b>167,334</b>	<b>7,587,159</b>	<b>20,665,630</b>

SIMULCAST:	2009	DAYS	COMMISSION		TOTAL	PURSE	COMBINED
			AFTER STATE TAX	BREAKAGE	RETAINED REVENUE		TRACK PURSE
	RUI	365	1,135,887	33,904	1,169,790	0	5,343,400
	DAA	348	6,473,664	138,235	6,611,899	0	3,779,280
	NMSF	17	267,602	5,992	273,595	0	419,920
	SRP	365	881,058	19,403	900,461	0	6,165,900
	SUN	365	6,085,239	114,174	6,199,412	0	19,189,800
	ZIA	365	1,203,726	22,773	1,226,499	0	11,693,865
		1,825	16,047,175	334,480	16,381,655	0	46,592,165

# IN MEMORIAM



MARK VILLA  
1966 ~ 2010