



FY18 ANNUAL REPORT

NM RACING COMMISSION
AGENCY 46900



NEW MEXICO RACING COMMISSION

SUSANA MARTINEZ

Governor

RAY WILLIS

Chairman

JERRY COSPER, DVM

Vice-Chairman

LEONARD BLACH

Member

GAYLA McCULLOCH

Vice Chair

KEN CORAZZA

Member

ISMAEL "IZZY" TREJO

Director

Honorable Susanna Martinez
Governor of New Mexico
Office of the Governor
State Capitol Building
Santa Fe, NM 87503

Dear Governor Martinez:

It is with great pleasure that we provide you with the following report of the 2017-2018 racing season/annual report pursuant to state statute 60-1-3(f), NMSA, 1978. This report covers the racing season for the six licensed race meets during this period. Comparable statistics are included for the previous years, including out of state wagering (where possible), to reflect trends in the industry and to provide information for analysis.

At this time the Commission would like to take this opportunity to acknowledge the cooperation, support and assistance of the Governor's Office and express appreciation for the cooperation of other track operators, horsemen, other state agencies and others for the tremendous progress realized within the New Mexico horse racing industry during the past season.

Respectfully,

Ismael "Izzy" Trejo
Executive Director

4900 Alameda NE
Albuquerque, NM 87113 • (505) 222-0700 • FAX (505) 222-0713
Email • nmrc@state.nm.us

**4900 ALAMEDA NE
SUITE A
ALBUQUERQUE, NM 87113**



**PH: 505.222.0700
FAX: 505.222.0713
nmrc.state.nm.us**

MISSION STATEMENT

To provide regulation in an equitable manner to New Mexico's pari-mutuel horseracing industry to protect the interest of wagering patrons and the State of New Mexico in a manner which promotes a climate of economic prosperity for horsemen, horse owners and racetrack management.

HISTORY OF THE COMMISSION

The Horse Racing Act (HRA) was enacted in 1938, allowing horse racing and pari-mutuel wagering in New Mexico, the Commission oversees compliance with the HRA.

The statute authorizes the Racing Commission to enforce and administer the statutes by allowing for the creation and enforcement of rules and regulations pertaining to horseracing.

The Racing Commission is authorized under the authority of 60-1A-1 through 60-1A-30, NMSA 1978. The statute mandates the Agency to regulate and enforce the statutes and rules and regulations of the horseracing industry. The statute authorizes a five-member commission appointed by the governor and approved by the senate. The current FTE is 23.

By statutory authority, the Commission must closely work with the horseracing industry to ensure the integrity of the industry. Patrons at the racetracks rely on the Commission so they may confidently place wagers on horses in races conducted within the state.

The Racing Commission's work and activities includes the following:

- Licensing of all racing participants
- Oversight and judgment of races and racetrack operations
- Testing of selected horses for drug detection
- Investigation and enforcement of rule and regulation infractions
- Testing of pari-mutuel pay-outs
- Oversight of racetrack financial obligations
- Oversight of racetracks' capability and viability to operate a race meet
- Promote and support the economic and viability of the horseracing industry within the State

EXECUTIVE SUMMARY

The New Mexico Racing Commission consists of five appointed members who set policy and direction for the Racing Commission staff. The following Commissioners were appointed in March 2011, with the exception of Commissioner Willis, who remained on board from the prior appointed commission. The Commissioners are as follows:

Ray Willis, Chair-Roswell, New Mexico
 Gayla McCulloch, Vice Chair-Farmington, New Mexico
 Jerald G. Cospers, Commissioner-Los Lunas, New Mexico
 Ken Corazza, Member-Albuquerque, New Mexico
 Leonard Blach, Member, Roswell, New Mexico

Mr. Ismael "Izzy" Trejo, was appointed to Executive Director in March 2016, by Governor Susana Martinez, he is charged with the policy and direction of the agency. Since that time, Mr. Trejo has shared an extensive knowledge of the horse racing industry and together with his staff have set a vision for the Racing Commission to continue to streamline processes and seek out alternative ways to promote the long tradition of horse racing in New Mexico.

The following is the current organization chart:



2018

RACING

COMMISSIONERS

MEMBERS OF THE NEW MEXICO RACING COMMISSION



Ray Willis - Chairman

Personal Data

- Roswell, New Mexico resident for 37 years. Married to wife, Lola, since 1956.
- Two married daughters and four grandsons.

Education

- Luling High School in Luling, Texas.

Employment

- Worked as a Petroleum Engineer and as a Geologist to drill and complete over 1400 oil and gas wells in depths ranging from 1800' to 22,500' in the oilfields of Texas, New Mexico, Colorado, Wyoming, North Dakota, Montana, Utah, Mississippi, Ohio, and Alabama since 1953.
- President of Hanson Operating Company, Inc., Roswell, New Mexico. Has worked full-time for the company for 54 years.
- President of White Mountain Development Company in Ruidoso, New Mexico.
- Owner and operator of a horse farm in Roswell with twenty broodmares and two stallions standing in New Mexico, one at Buena Suerte Equine and one at JEH Hondo. Also, numerous racehorses in training.

Experience

- Actively involved in the Racing Industry in New Mexico since 1981.
- New Mexico Racing Commission March 2006 to present.
- Currently Chairman of the Rules Committee under the jurisdiction of the NMRC.
- Served four years on the Medication Committee under the jurisdiction of the NMRC.
- Six years as Trustee of the New Mexico Horse Breeders' Association
- Three years on the Horseman's Committee at Ruidoso Downs Racetrack.

- Owner and Breeder in New Mexico since 1981.



Gayla D. McCulloch - Vice Chair

Personal Data

- New Mexico resident since 1959. Husband, Allen W. McCulloch, MD. Two sons.
- Resides in Farmington, New Mexico

Education

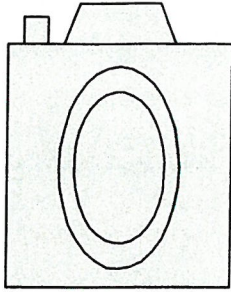
- BA, Business from New Mexico State University 1977

Employment / Business Interest

- Adult & Pediatric Urology, LLC
- JA Drake Well Service, Inc
- Four Corners Archives
- Drake Running Horse Ranch
- McCulloch Ranch

Community Service

- Member, Farmington City Council
- Farmington Metropolitan Planning Organization
- Director, American Quarter Horse Assn
- Director, Past President New Mexico Quarter Horse Assn
- Board Member, Treasurer Greenlawn Cemetery
- Four Corners/State/National Federation of Republican Women



Leonard Blach, DVM (photo unavailable)

Personal Data

- Married to Joanne Fulenwinder, 52 Years, 3 Children, 9 Grandchildren
- Resides in Roswell, NM

Education

- BS, Colorado State University
- DVM, Colorado State University

Employment / Business Interest / Community Service

- Owner of Buena Suerte Equine Clinic
- American Association of Equine Practitioners
- American Veterinary Medical Association
- AQHA Member (40 Years)
- AQHA Director (12 Years)
- AQHA Racing Committee (10 Years)
- AQHA Racing Committee Vice Chairman (4 Years)
- New Mexico Veterinary Medical Association
- New Mexico Quarter Horse Association – Past President
- New Mexico Quarter Horse Association – Director (12 Years)
- New Mexico Quarter Horse Association Man of the Year 1975
- New Mexico Horse Council past President
- New Mexico Horse Breeders Director
- Founder and Director of Santa Fe Downs 1967-1973
- Governors Committee on Racing – Chairman
- New Mexico Board of Veterinary Examiners Chairman (15 years)
- New Mexico State University Advisory Committee
- 4-H Youth Foundation Trustee
- Eastern New Mexico State Fair – Directory – Past President
- Moncor Back – Director

Recent Accomplishments

- 2009 - Kentucky Derby Winner “Mine that Bird” (Co-Owner)
- 2009 - All American Quarter Horse Futurity Qualifier “Winners Cartel” (Co-Owner)

NM RACING COMMISSION ANNUAL REPORT | 2018

- 2009 - Ruidoso Quarter Horse Derby 1st and 2nd Placing "Time for a Cigar" & "Shaboomitor" (Co-Owner)
- 2009 - Nominated to Quarter Horse Hall of Fame



Jerry Cospers, D.V.M.

Personal Data


- Married to Eileen (30 years) 4 Children and 2 grandchildren

Education

- BS in Animal Science from NMSU(88) Doctor of Veterinary Medicine CSU(92)

Employment

- Self Employed-Arrow Animal Hospital (est 1995)



KEN CORAZZA, MEMBER

Personal Data/Education/Employment

- Mr. Corazza is a lifetime resident of Albuquerque and graduate of the University of New Mexico with a BS Degree in Pharmacy & minor in chemistry.
- He served 10 years in the Military with the New Mexico Air National Guard and United States Air Force from 1963 through 1973 and was Honorably discharged with a rank of Captain.
- Mr. Corazza is a NM State licensed Pharmacist and Licensed Pharmacist Clinician.
- He has owned and operated The Medicine Chest Pharmacy since 1965. In 1971 He became Founder/President of Regent Drugs, 53 independently owned drug stores, a cooperative buying and advertising group.

Experience/Community Service

- Mr. Corazza has served in numerous Advisory Boards and Professional Affiliations including:
- New Futures School, Inc. 1981-1992
- Hospice Home Healthcare (1992-1995)
- Hoffman LaRoche Community Pharmacy Advisory Board Member (1987 -1990)
- Compass Bank Advisory Board (Board of Directors member June 2000 - present)
- Amerisource Bergen Advisory Board (2005-2008)
- State of NM Poison Control Board at UNM (2005-present)
- Appointed New Mexico Medicaid Committee Member (1986-1999)
- NM Pharmaceutical Association President 2006-2007
- National Association of Retail Pharmacists
- American Pharmaceutical Association
- Former Associate Instructor in Pharmacy at UNM
- Mr. Corazza is the recipient of the 2001 NM Pharmacist Association Ernie Welch Award for outstanding public service. As well as the 2002 UNM College of Pharmacy Distinguished Alumni Ward. And in 2007 he was awarded the NCPA Pharmacy Leadership Award.

Racing Experience

- He is a Licensed Racehorse owner /breeder and a member of the Horseman's Association and Horse Breeders Association since 1965. Mr. Corazza previously served on the Racing Commission from 2004-2005, chaired the Medication Committee and was active in the application process awarding the 5th Racetrack License which led to Zia Park opening its gates. He also served on the Down's at Albuquerque Horseman's Committee between 2006 and 2007.

STAFF LISTING

Ismael "Izzy" Trejo	Executive Director
Laura M. Valencia	Manager
Rosemary Garley	Manager
Fabian Lopez	Manager
Max Sabado	Investigator
Leasa Johnson	Investigator
Melodie Ryan	Investigator
Rosa Silva	Financial Specialist
April Abeita	Licensing Administrator
Tina Arce	Legal Secretary
Dr. Richard Mobley	Veterinarian
W. Ray Mitcham	Auditing
Violet "Pinky" Smith	Steward
Ron Walker	Steward
Reuben Rivera	Steward
Jill Cathey	Steward
Martin Hamilton	Steward
Linda Salinas	Steward
Joann Shepard	Licensing Clerk
Maria Monroy	Licensing Clerk



NEW MEXICO RACING COMMISSION

2018 Racing Season

Commissioners:

Ray Willis Chairman	Roswell
Gayla D. McCulloch	Farmington
Jerry G. Cosper, DVM	Los Lunas
Leonard Blach, DVM	Roswell
Ken Corazza	Albuquerque

Commission Staff:

Ismel "Izzy" Trejo	Executive Director
Laura M. Valencia	Manager/CFO
Rosemary Garley	Manager
Ray Mitcham	Auditor
Fabian Lopez	IT / Licensing Manager
Melodie Ryan	Investigator
Leasa Johnson	Investigator
Kira Frazier	Paralegal
April Abeita	Licensing Administrator
Rosa Silva	Financialist Specialist

Stewards:

Violet "Pinky" Smith	Ron Walker
Rueben Rivera	Victor Escobar

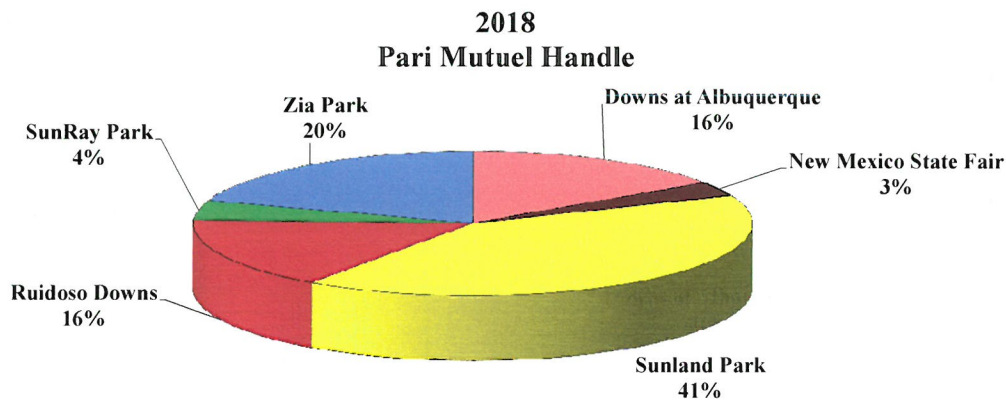
Racing Clerk:

Joann Shepard	Gabby Escobar
---------------	---------------

QUANTITATIVE DATA 2018

2018 PARI MUTUEL HANDLE FIGURES

	DAA	NMSF	SLP	RUI	SRV	ZIA	ISW	TOTAL LOCATION HANDLE
Downs at Albuquerque								
DAA on DAA	2,056,685						16,582,202	18,638,887
DAA on SRY					209,990			209,990
DAA on SLP			583,391					583,391
DAA on RUI				345,351				345,351
DAA on ZIA						296,559		296,559
TOTAL	2,056,685	0	583,391	345,351	209,990	296,559	16,582,202	20,074,178
New Mexico State Fair								
NMSF on RUI				45,546				45,546
NMSF on NMSF		1,017,601					842,564	1,860,165
NMSF on SRY								0
NMSF on SLP								0
NMSF ON ZIA						10,271		10,271
TOTAL	0	1,017,601	0	45,546	0	10,271	842,564	1,915,982
Ruidoso Downs								
RUI on DAA	92,879							92,879
RUI on NMSF		17,289						17,289
RUI on RUI				10,199,047			3,218,962	13,418,009
RUI on SRY					48,423			48,423
RUI on SLP			144,454					144,454
RUI on ZIA						71,785		71,785
TOTAL	92,879	17,289	144,454	10,199,047	48,423	71,785	3,218,962	13,792,839
SunRay Park								
SRY on DAA	30,265							30,265
SRY on NMSF		9,212						9,212
SRY on SRY					535,740		1,336,755	1,872,495
SRY on SLP			70,552					70,552
SRY on RUI				62,634				62,634
SRY on ZIA						35,305		35,305
TOTAL	30,265	9,212	70,552	62,634	535,740	35,305	1,336,755	2,080,463
Sunland Park								
SLP on DAA	104,189							104,189
SLP on NMSF		51,243						51,243
SLP on SRY					96,668			96,668
SLP on SLP			3,665,956				14,556,460	18,222,416
SLP on RUI				296,431				296,431
SLP on ZIA						241,727		241,727
TOTAL	104,189	51,243	3,665,956	296,431	96,668	241,727	14,556,460	19,012,674
Zia Park								
ZIA on DAA	40,350							40,350
ZIA on NMSF		27,884						27,884
ZIA on SRY					39,294			39,294
ZIA on SLP			206,240					206,240
ZIA on RUI				240,150				240,150
ZIA on ZIA						1,928,505	5,165,933	7,094,438
TOTAL	40,350	27,884	206,240	240,150	39,294	1,928,505	5,165,933	7,648,356
RACE MEET HANDLE	DAA	NMSF	SLP	RUI	SRV	ZIA		TOTAL
	2,324,368	1,123,229	4,670,593	11,189,159	930,115	2,584,152		22,821,616
OUT-of-STATE MEET HANDLE	6,782,176	3,514,613	48,732,619	12,309,975	4,778,835	25,268,532		101,386,750
TOTAL RACE MEET HANDLE	9,106,544	4,637,842	53,403,208	23,499,137	5,708,948	27,852,681		124,208,360
OUT-of-STATE SIMULCAST HANDLE	16,582,202	842,564	14,556,460	3,218,962	1,336,755	5,165,933		41,702,876
TOTAL HANDLE	25,688,746	5,480,406	67,959,668	26,718,099	7,045,703	33,018,614		165,911,237



TRENDS IN WAGERING

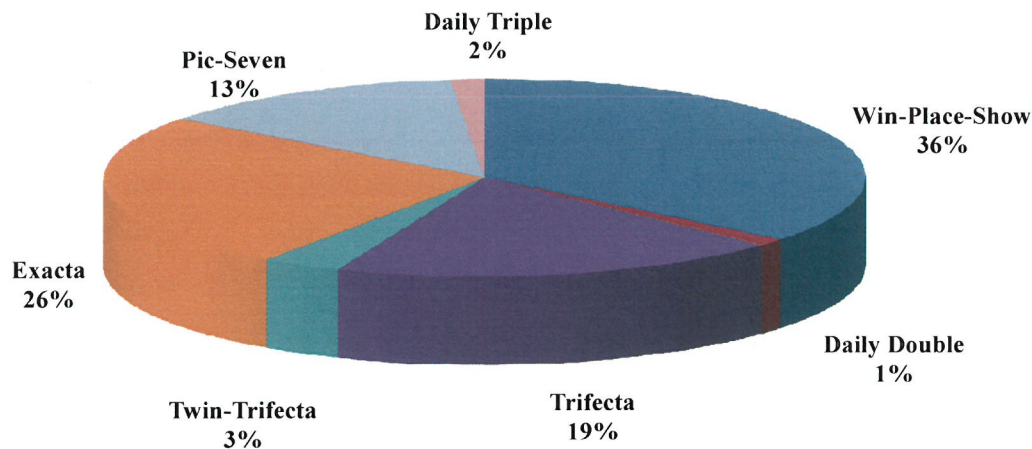
		STRAIGHT PLACE, SHOW	DAILY DOUBLE	QUINELLA	TRIFECTA	TWIN TRIFECTA	
DOLLARS	2018	59,668,538	1,916,793	64,302	31,711,514	5,637,302	
% OF TOTAL	2018	35.96%	1.16%	0.04%	19.11%	3.40%	
		EXACTA	ODD/EVEN	PIC-SEVEN SUPERFECTA	DAILY TRIPLE		TOTALS
DOLLARS	2018	42,549,642	0	21,934,415	2,428,738		165,911,237
% OF TOTAL	2018	25.65%	0.00%	13.22%	1.46%		100%

		STRAIGHT PLACE, SHOW	DAILY DOUBLE	QUINELLA	TRIFECTA	TWIN TRIFECTA	
DOLLARS	2017	55,961,621	1,771,492	67,913	30,781,331	5,414,354	
% OF TOTAL	2017	35.52%	1.12%	0.04%	19.54%	3.44%	
		EXACTA	ODD/EVEN	PIC-SEVEN SUPERFECTA	DAILY TRIPLE		TOTALS
DOLLARS	2017	40,096,890	0	21,131,133	2,323,788		157,548,524
% OF TOTAL	2017	25.45%	0.00%	13.41%	1.47%		100%

		STRAIGHT PLACE, SHOW	DAILY DOUBLE	QUINELLA	TRIFECTA	TWIN TRIFECTA	
DOLLARS	2016	50,468,836	1,724,199	76,266	28,897,839	4,951,265	
% OF TOTAL	2016	34.70%	1.19%	0.05%	19.87%	3.40%	
		EXACTA	ODD/EVEN	PIC-SEVEN SUPERFECTA	DAILY TRIPLE		TOTALS
DOLLARS	2016	36,937,993	0	20,236,666	2,130,047		145,423,113
% OF TOTAL	2016	25.40%	0.00%	13.92%	1.46%		100%

		STRAIGHT PLACE, SHOW	DAILY DOUBLE	QUINELLA	TRIFECTA	TWIN TRIFECTA	
DOLLARS	2014	59,975,477	1,763,129	128,268	36,686,201	5,833,060	
% OF TOTAL	2014	33.93%	1.00%	0.07%	20.76%	3.30%	
		EXACTA	ODD/EVEN	PIC-SEVEN SUPERFECTA	DAILY TRIPLE		TOTALS
DOLLARS	2014	44,741,146	0	24,958,133	2,668,891		176,754,306
% OF TOTAL	2014	25.31%	0.00%	14.12%	1.51%		100%

Trends in Wagering 2018



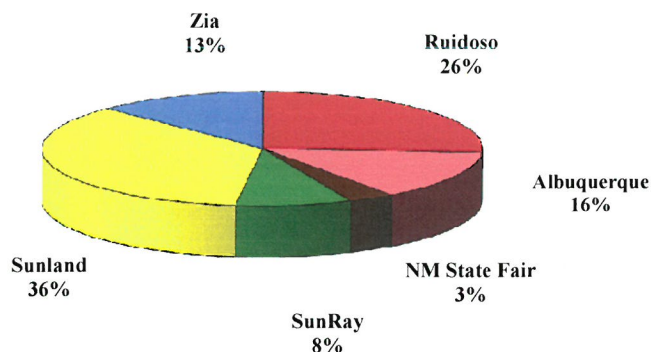
ATTENDANCE AND PARI-MUTUEL WAGERING LIVE MEET TOTALS

2018	NO. OF DAYS	ATTENDANCE	DAILY AVERAGE	RACE MEET PARI-MUTUEL HANDLE	AVERAGE
RUI	47	190,453	4,052	23,499,137	499,982
DAA	38	101,387	2,668	9,106,544	239,646
NMSF	17	24,414	1,436	4,637,842	272,814
SRY	33	61,648	1,868	5,708,948	172,998
SLP	72	258,547	3,591	53,403,208	741,711
ZIA	53	91,090	1,719	27,852,681	525,522
	260	727,539	2,798	124,208,360	477,724

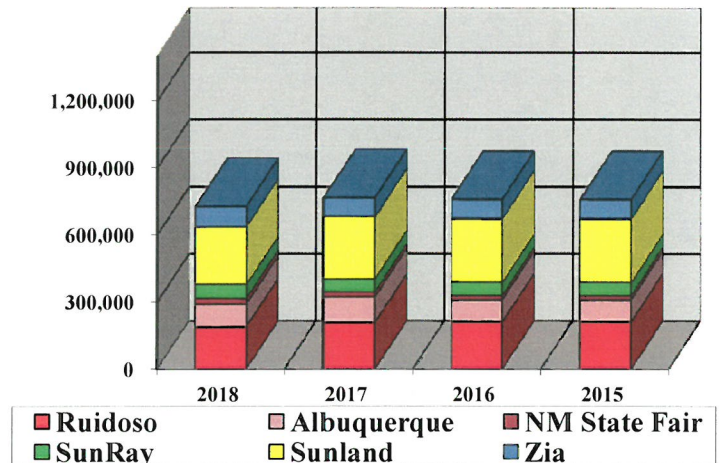
2017	NO. OF DAYS	ATTENDANCE	DAILY AVERAGE	RACE MEET PARI-MUTUEL HANDLE	AVERAGE
RUI	52	209,520	4,029	20,807,064	400,136
DAA	41	114,989	2,805	8,918,554	217,526
NMSF	17	21,452	1,262	4,157,408	244,553
SRY	36	58,194	1,617	5,941,419	165,039
SLP	72	277,342	3,852	49,217,897	683,582
ZIA	56	86,181	1,539	24,413,439	435,954
	274	767,678	2,802	113,455,781	414,072

2016	NO. OF DAYS	ATTENDANCE	DAILY AVERAGE	RACE MEET PARI-MUTUEL HANDLE	AVERAGE
RUI	60	212,411	3,540	22,160,180	369,336
DAA	43	99,776	2,320	9,343,497	217,291
NMSF	17	18,030	1,061	3,360,827	197,696
SRY	36	57,557	1,599	5,282,677	146,741
SLP	72	285,358	3,963	36,363,462	505,048
ZIA	56	86,657	1,547	24,180,664	431,798
	284	759,789	2,675	100,691,307	354,547

**Attendance
2018
Meet Totals**



Attendance by Race Meet



RACING REVENUES TO THE STATE

2018	NO. OF PARI-MUTUEL DAYS	TAX	DAILY TAX	DAILY LICENSE FEE	OCCUPATIONAL LICENSE FEE	OCCUPATIONAL FINES	TOTAL STATE REVENUE
RUI	47	50,983	30,550	23,500	83,885	27,700	216,618
DAA	38	41,290	24,700	19,000	34,280	13,875	133,145
NMSF	17	2,227	11,050	8,500	10,960	5,050	37,787
SRV	33	2,533	881	16,500	65,000	46,275	131,188
SLP	72	30,885	46,800	36,000	77,780	59,500	250,965
ZIA	53	5,355	4,127	26,500	52,055	46,625	134,662
NMRC OFF					105,945	86,385	192,330
	260	133,272	118,108	130,000	429,905	285,410	1,096,695

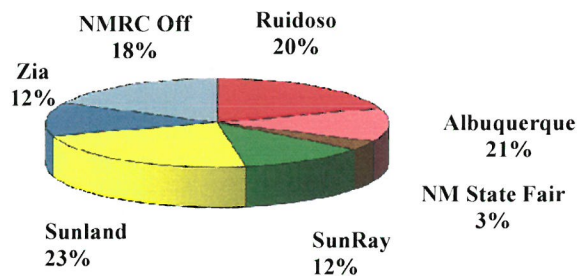
2017	NO. OF PARI-MUTUEL DAYS	TAX	DAILY TAX	DAILY LICENSE FEE	OCCUPATIONAL LICENSE FEE	OCCUPATIONAL FINES	TOTAL STATE REVENUE
RUI	52	47,503	33,800	26,000	53,970	37,400	198,673
DAA	41	44,015	26,650	20,500	26,800	16,000	133,965
NMSF	17	2,266	11,050	8,500	4,825	7,300	33,941
SRV	36	2,533	902	18,000	19,740	5,850	47,025
SLP	72	32,909	46,800	36,000	65,255	56,425	237,389
ZIA	56	5,203	3,612	28,000	46,805	36,400	120,020
NMRC OFF					69,790	68,705	138,495
	274	134,428	122,814	137,000	287,185	228,080	909,507

2016	NO. OF PARI-MUTUEL DAYS	TAX	DAILY TAX	DAILY LICENSE FEE	OCCUPATIONAL LICENSE FEE	OCCUPATIONAL FINES	TOTAL STATE REVENUE
RUI	60	42,021	39,000	30,000	55,960	38,275	205,256
DAA	43	39,536	27,950	21,500	21,455	18,600	129,041
NMSF	17	2,363	11,050	8,500	4,825	6,800	33,538
SRV	36	1,924	837	18,000	24,195	8,075	53,030
SLP	72	29,307	46,800	36,000	64,390	62,675	239,172
ZIA	56	5,368	3,612	28,000	46,805	34,900	118,686
NMRC OFF					58,465	54,750	113,215
	284	120,519	129,249	142,000	276,095	224,075	891,938

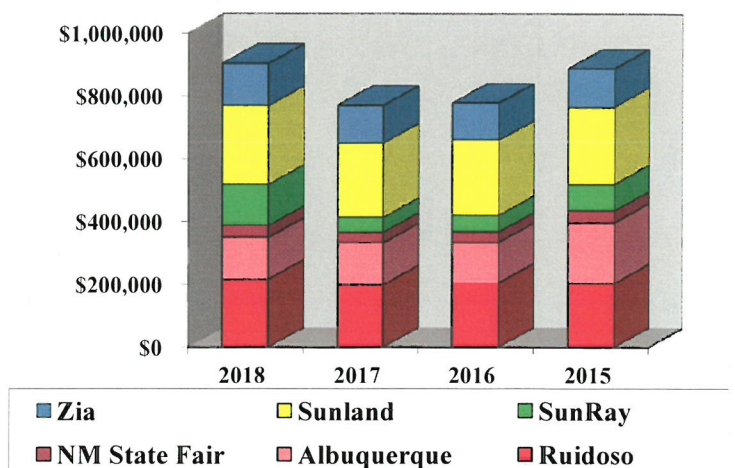
State Revenues

2018

Meet Totals



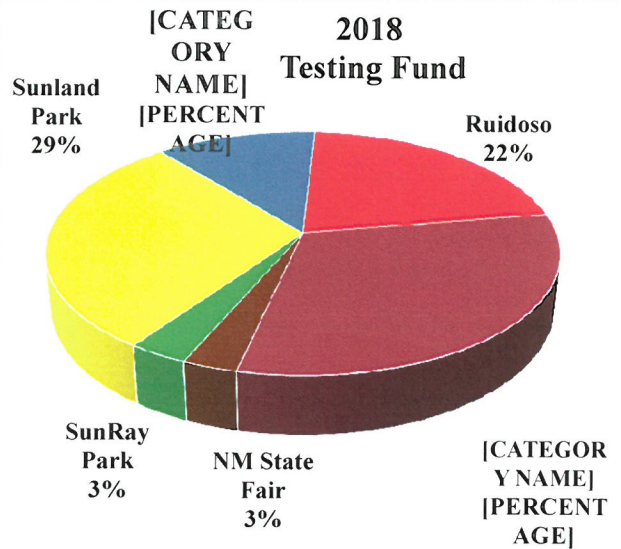
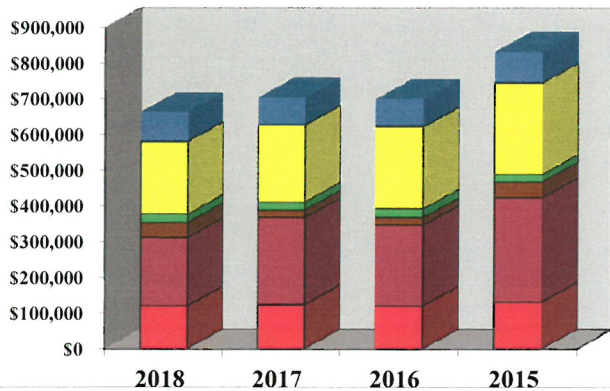
State Revenues



WAGER AND DISTRIBUTION LOCATION TOTALS

2018	NO. OF DAYS	TOTAL HANDLE	RETURN TO PUBLIC	COMMISSION	BREAKAGE	CAPITAL IMPROVEMENT	TESTING FUND	STATE TAX
RUI	47	26,718,099	21,084,201	5,440,422	193,476	120,237	150,860	81,533
DAA	38	25,688,746	20,217,001	5,338,392	133,353	191,610	219,659	65,990
NMSF	17	5,480,406	4,269,833	1,176,170	34,403	41,912	20,856	13,277
SRY	33	7,045,703	5,477,115	1,531,646	36,942	22,756	22,756	2,600
SLP	72	67,959,668	53,380,648	14,301,620	277,400	203,904	206,401	77,685
ZIA	53	33,018,614	25,760,694	7,111,801	146,119	82,964	82,964	9,482
	260	165,911,237	130,189,492	34,900,051	821,693	663,383	703,496	250,567
2017	NO. OF DAYS	TOTAL HANDLE	RETURN TO PUBLIC	COMMISSION	BREAKAGE	CAPITAL IMPROVEMENT	TESTING FUND	STATE TAX
RUI	52	24,388,778	19,282,894	4,928,785	177,098	124,250	150,880	81,303
DAA	41	27,598,278	21,771,711	5,688,060	138,506	243,477	246,242	70,665
NMSF	17	5,034,051	3,916,284	1,087,971	29,796	21,281	21,281	13,316
SRY	36	7,215,979	5,594,923	1,583,112	37,944	22,163	22,163	2,533
SLP	72	64,418,230	50,628,143	13,537,035	253,052	215,649	217,812	79,709
ZIA	56	28,893,208	22,515,942	6,250,587	126,678	77,130	77,130	8,815
	274	157,548,524	123,709,898	33,075,551	763,074	703,950	735,508	256,340
2016	NO. OF DAYS	TOTAL HANDLE	RETURN TO PUBLIC	COMMISSION	BREAKAGE	CAPITAL IMPROVEMENT	TESTING FUND	STATE TAX
RUI	60	25,496,136	20,103,880	5,214,992	177,264	120,395	143,533	81,021
DAA	43	26,327,404	20,711,145	5,481,947	134,313	226,223	229,878	67,486
NMSF	17	4,435,203	3,521,269	889,197	24,738	21,268	21,268	13,413
SRY	36	6,693,569	5,193,948	1,463,368	36,253	24,161	24,161	2,760
SLP	72	53,571,422	42,120,942	11,223,277	227,203	229,663	231,472	76,107
ZIA	56	28,899,382	22,646,391	6,244,011	8,981	78,586	78,586	8,981
	284	145,423,113	114,297,574	30,516,791	608,751	700,295	728,897	249,768

Capital Improvement Tax Credits



THOROUGHBRED WAGERING MEET TOTALS

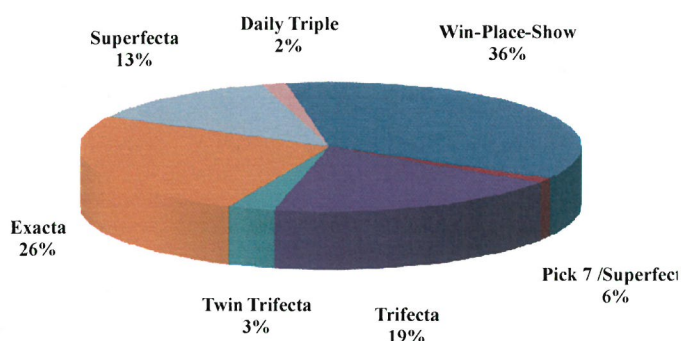
2018	NO. OF RACES	STRAIGHT PLACE, SHOW	DAILY DOUBLE	QUINELLA	TRIFECTA	TWIN TRIFECTA
RUI	167	3,074,593	26,124	-0-	1,309,369	24,573
DAA	213	2,210,334	32,495	-0-	1,117,536	33,184
NMSF	75	959,095	2,424	-0-	481,419	36,154
SRY	155	1,430,488	77,543	-0-	738,504	99,291
SLP	490	14,643,546	574,042	-0-	8,057,913	1,400,689
ZIA	294	7,433,718	264,666	-0-	4,131,352	906,323
	1,394	29,751,774	977,294	0	15,836,093	2,500,214

2018	NO. OF RACES	EXACTA	PIC-SIX	PICK SEVEN SUPERFECTA	ODD/EVEN	DAILY TRIPLE	THOROUGHBRED TOTAL HANDLE
RUI	167	1,462,626	-0-	616,375	-0-	42,918	6,556,579
DAA	213	1,266,553	-0-	529,923	-0-	17,948	5,207,976
NMSF	75	526,255	-0-	250,111	-0-	3,861	2,259,323
SRY	155	830,346	-0-	503,682	-0-	19,781	3,699,637
SLP	490	11,922,729	28,190	6,377,972	-0-	916,613	43,921,698
ZIA	294	5,541,060	-0-	2,474,886	-0-	302,873	21,054,881
	1,394	21,549,569	28,190	10,752,949	-0-	1,303,994	82,700,094

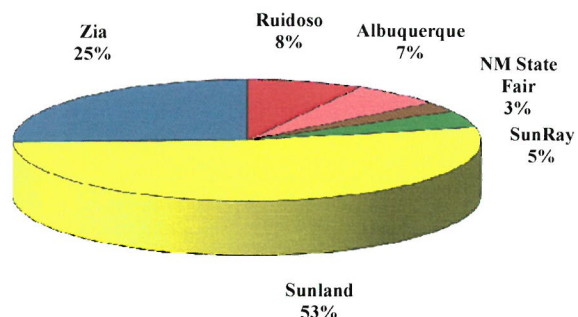
2017	NO. OF RACES	STRAIGHT PLACE, SHOW	DAILY DOUBLE	QUINELLA	TRIFECTA	TWIN TRIFECTA
RUI	194	2,877,612	41,438	-0-	1,128,033	74,774
DAA	220	2,102,888	28,648	-0-	1,126,485	50,731
NMSF	71	787,358	5,782	-0-	440,759	27,004
SRY	165	1,463,433	26,431	-0-	824,422	107,655
SLP	482	13,221,711	484,863	-0-	7,739,732	1,186,105
ZIA	299	6,256,344	212,629	-0-	3,676,467	585,356
	1,431	26,709,346	799,791	0	14,935,898	2,031,624

2017	NO. OF RACES	EXACTA	PIC-SIX	PICK SEVEN SUPERFECTA	ODD/EVEN	DAILY TRIPLE	THOROUGHBRED TOTAL HANDLE
RUI	194	1,485,621	-0-	588,915	-0-	31,611	6,228,004
DAA	220	1,252,662	-0-	525,983	-0-	0	5,087,397
NMSF	71	468,672	-0-	219,686	-0-	0	1,949,261
SRY	165	913,801	-0-	536,342	-0-	26,613	3,898,698
SLP	482	10,567,557	86,020	6,193,371	-0-	794,484	40,273,846
ZIA	299	4,885,291	-0-	2,068,363	-0-	222,977	17,907,429
	1,431	19,573,604	86,020	10,132,659	-0-	1,075,685	75,344,634

2018
Thoroughbred Types of Wagering



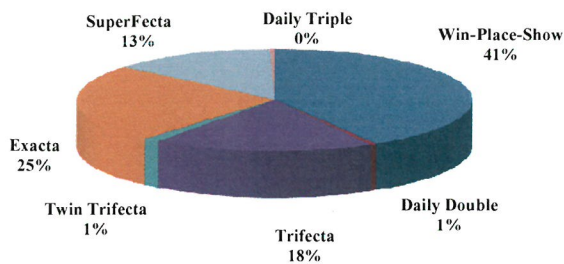
2018
Thoroughbred Handle



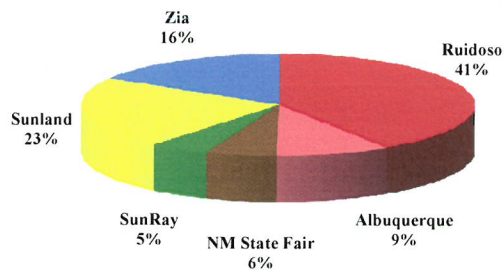
QUARTER HORSE WAGERING MEET TOTALS

2018	NO. OF RACES	STRAIGHT PLACE, SHOW	DAILY DOUBLE	QUINELLA	TRIFECTA		
RUI	340	7,960,622	90,896	-0-	2,621,325		
DAA	139	1,641,667	6,341	-0-	817,504		
NMSF	88	975,433	15,656	-0-	541,720		
SRV	152	838,959	24,430	-0-	389,892		
SLP	169	3,101,293	41,104	-0-	1,752,959		
ZIA	223	2,657,325	35,740	-0-	1,398,090		
	1,111	17,175,299	214,167	0	7,521,490		
2018	NO. OF RACES	TWIN TRIFECTA	EXACTA	ODD/EVEN	PICK SEVEN SUPERFECTA	DAILY TRIPLE	QUARTER HORSE TOTAL HANDLE
RUI	340	290,120	3,929,834	-0-	1,982,750	67,010	16,942,558
DAA	139	47,019	891,108	-0-	490,505	4,426	3,898,572
NMSF	88	8,749	565,730	-0-	263,097	8,134	2,378,519
SRV	152	12,522	455,545	-0-	285,552	2,409	2,009,311
SLP	169	90,473	2,749,610	-0-	1,684,863	61,205	9,481,510
ZIA	223	99,190	1,696,549	-0-	883,041	27,863	6,797,800
	1,111	548,073	10,288,376	-0-	5,589,808	171,047	41,508,270
2017	NO. OF RACES	STRAIGHT PLACE, SHOW	DAILY DOUBLE	QUINELLA	TRIFECTA		
RUI	366	6,785,909	72,585	-0-	2,317,251		
DAA	163	1,608,908	6,404	-0-	810,899		
NMSF	90	906,088	10,147	-0-	489,980		
SRV	159	793,771	17,709	-0-	425,915		
SLP	177	3,204,660	61,500	-0-	1,621,266		
ZIA	234	2,550,444	31,675	-0-	1,328,482		
	1,189	15,849,780	200,020	0	6,993,793		
2017	NO. OF RACES	TWIN TRIFECTA	EXACTA	ODD/EVEN	PICK SEVEN SUPERFECTA	DAILY TRIPLE	QUARTER HORSE TOTAL HANDLE
RUI	366	252,449	3,457,078	-0-	1,629,253	64,527	14,579,055
DAA	163	42,037	869,680	-0-	493,227	0	3,831,155
NMSF	90	12,970	520,485	-0-	268,475	0	2,208,145
SRV	159	12,764	478,149	-0-	312,315	2,099	2,042,723
SLP	177	97,465	2,420,333	-0-	1,470,989	67,830	8,944,046
ZIA	234	92,195	1,664,623	-0-	812,684	25,902	6,506,008
	1,189	509,880	9,410,348	-0-	4,986,943	160,358	38,111,132

2018 Quarter Horse Types of Wagering



**2018
Quarter Horse Handle**



SIMULCAST WAGERING

LOCATION TOTALS

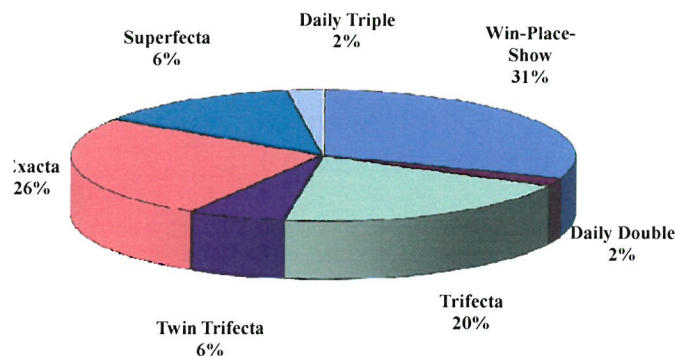
2018	STRAIGHT PLACE, SHOW	DAILY DOUBLE	QUINELLA	TRIFECTA
RUI	942,374	89,875	3,187	527,740
DAA	4,922,746	237,154	30,564	3,681,137
NMSF	251,500	9,863	818	174,045
SRY	344,886	26,916	2,337	329,787
SLP	4,086,258	291,574	24,056	2,886,693
ZIA	2,193,694	69,943	3,340	754,522
	12,741,458	725,325	64,302	8,353,924

2018	TWIN TRIFECTA	EXACTA	ODD/EVEN	PICK SEVEN SUPERFECTA	DAILY TRIPLE	SIMULCAST TOTAL HANDLE
RUI	255,855	840,507	-0-	446,605	112,819	3,218,962
DAA	1,089,129	3,993,559	-0-	2,344,937	282,976	16,582,202
NMSF	44,651	241,655	-0-	108,499	11,533	842,564
SRY	89,988	314,663	-0-	134,721	93,455	1,336,755
SLP	989,024	3,806,356	-0-	2,129,673	342,826	14,556,460
ZIA	120,368	1,514,950	-0-	399,028	110,088	5,165,933
	2,589,015	10,711,690	-0-	5,563,463	953,697	41,702,877

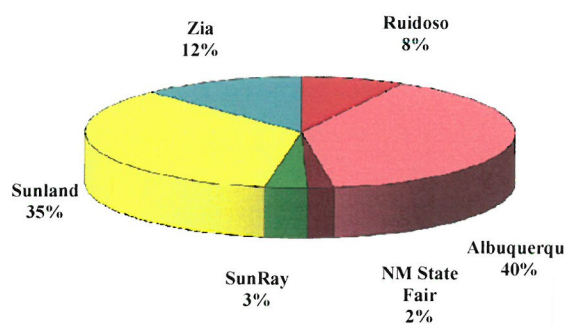
2017	STRAIGHT PLACE, SHOW	DAILY DOUBLE	QUINELLA	TRIFECTA
RUI	1,283,745	77,658	3,328	602,015
DAA	5,582,151	336,252	38,955	3,867,229
NMSF	261,375	15,347	1,217	195,235
SRY	286,728	25,978	3,336	353,781
SLP	4,383,748	272,035	19,249	3,011,313
ZIA	1,604,741	44,404	1,828	822,060
	13,402,488	771,674	67,913	8,851,633

2017	TWIN TRIFECTA	EXACTA	ODD/EVEN	PICK SEVEN SUPERFECTA	DAILY TRIPLE	SIMULCAST TOTAL HANDLE
RUI	214,879	906,952	-0-	379,296	113,841	3,581,714
DAA	1,408,752	4,419,589	-0-	2,582,603	444,193	18,679,724
NMSF	60,633	188,885	-0-	131,183	22,768	876,643
SRY	86,156	291,628	-0-	147,637	79,313	1,274,560
SLP	1,004,910	3,868,927	-0-	2,277,957	362,194	15,200,333
ZIA	97,520	1,436,950	-0-	406,830	65,436	4,479,769
	2,872,850	11,112,931	-0-	5,925,506	1,087,745	44,092,743

**2018
Simulcast Wagering**



2018 Simulcast Handle



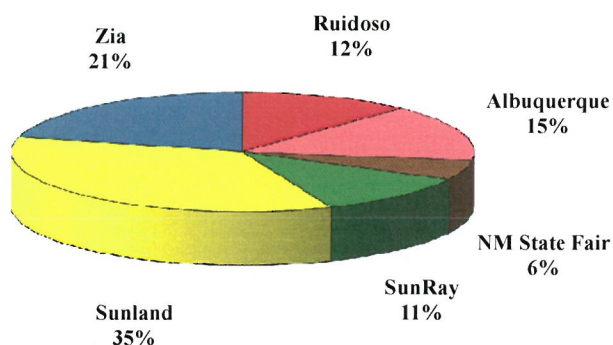
THOROUGHBRED & QUARTER HORSE WAGERING & AVERAGES

2018	NO. OF RACES	THOROUGHBRED TOTAL HANDLE	AVERAGE PER RACE	NO. OF RACES	QUARTER HORSE TOTAL HANDLE	AVERAGE PER RACE
RUI	167	6,556,579	39,261	340	16,942,558	49,831
DAA	213	5,207,976	24,451	139	3,898,572	28,047
NMSF	75	2,259,323	30,124	88	2,378,519	27,029
SRY	155	3,699,637	23,869	152	2,009,311	13,219
SLP	490	43,921,698	89,636	169	9,481,510	56,104
ZIA	294	21,054,881	71,615	223	6,797,800	30,483
	1,394	82,700,094	46,493	1,111	41,508,270	34,119

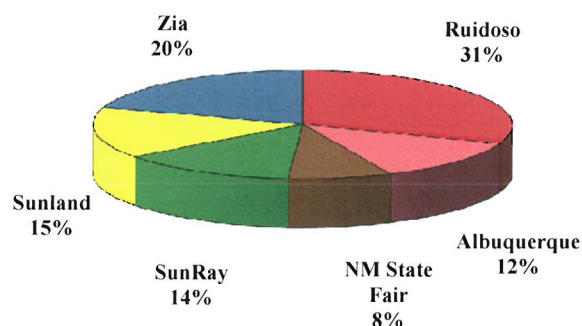
2017	NO. OF RACES	THOROUGHBRED TOTAL HANDLE	AVERAGE PER RACE	NO. OF RACES	QUARTER HORSE TOTAL HANDLE	AVERAGE PER RACE
RUI	194	6,228,004	32,103	366	14,579,055	39,833
DAA	220	5,087,397	23,125	163	3,831,155	23,504
NMSF	71	1,949,261	27,454	90	2,208,145	24,535
SRY	165	3,898,698	23,628	159	2,042,723	12,847
SLP	482	40,273,846	83,556	177	8,944,046	50,531
ZIA	299	17,907,429	59,891	234	6,506,008	27,803
	1,431	75,344,634	41,626	1,189	38,111,132	29,842

2016	NO. OF RACES	THOROUGHBRED TOTAL HANDLE	AVERAGE PER RACE	NO. OF RACES	QUARTER HORSE TOTAL HANDLE	AVERAGE PER RACE
RUI	179	6,398,669	35,747	411	15,761,512	38,349
DAA	246	5,339,871	21,707	176	4,003,627	22,748
NMSF	83	1,879,179	22,641	77	1,481,648	19,242
SRY	177	3,890,922	21,983	145	1,391,756	9,598
SLP	391	30,118,429	77,029	173	6,245,031	36,098
ZIA	328	17,855,500	54,438	233	6,325,163	27,147
	1,404	65,482,570	38,924	1,215	35,208,737	25,530

2018 Thoroughbred Races



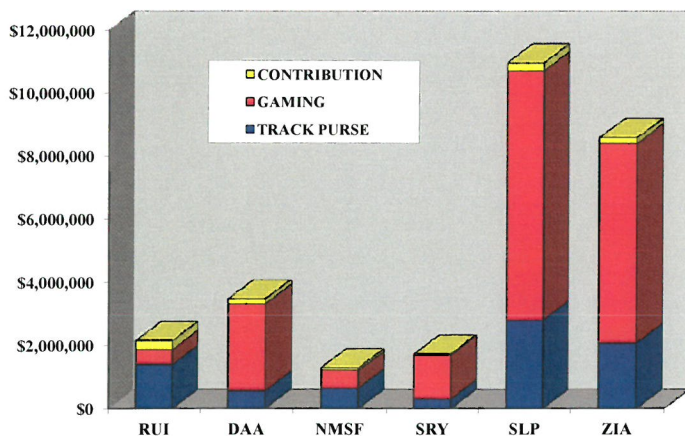
2018 Quarter Horse Races



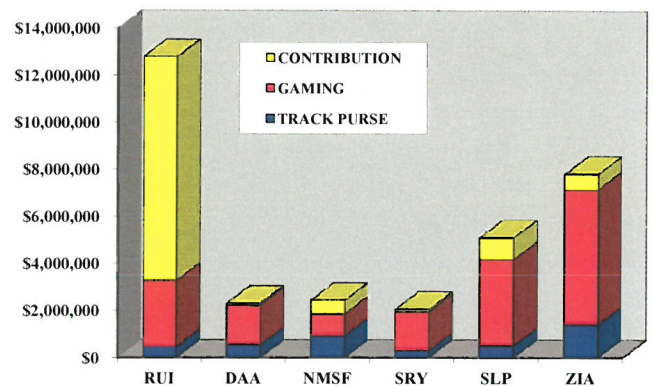
PURSE DISTRIBUTION

THOROUGHBRED: 2018	RACES	TRACK PURSE	GAMING	CONTRIBUTION	TOTAL PURSE	
RUI	167	1,399,394	474,558	279,912	2,153,864	
DAA	213	570,623	2,750,352	153,200	3,474,175	
NMSF	75	658,012	561,953	76,260	1,296,225	
SRY	155	309,408	1,405,226	22,900	1,737,534	
SLP	490	2,809,418	7,903,917	256,255	10,969,590	
ZIA	294	2,085,268	6,326,862	170,500	8,582,630	
QUARTER HORSE: 2018	1,394	7,832,123	19,422,868	959,027	28,214,018	COMBINED
	RACES	TRACK PURSE	GAMING	CONTRIBUTION	TOTAL PURSE	PURSE
RUI	340	454,569	2,812,942	9,499,510	12,767,022	14,920,885
DAA	139	545,537	1,691,033	68,770	2,305,340	5,779,515
NMSF	88	929,244	923,251	575,801	2,428,296	3,724,521
SRY	152	297,190	1,647,253	92,352	2,036,795	3,774,329
SLP	169	504,571	3,667,083	917,771	5,089,425	16,059,015
ZIA	223	1,396,074	5,737,546	649,583	7,783,203	16,365,833
THOROUGHBRED: 2017	1,111	4,127,186	16,479,107	11,803,787	32,410,081	60,624,098
	RACES	TRACK PURSE	GAMING	CONTRIBUTION	TOTAL PURSE	
RUI	194	1,341,814	485,686	362,947	2,190,447	
DAA	220	738,840	2,606,560	86,800	3,432,200	
NMSF	71	417,698	746,502	119,678	1,283,878	
SRY	165	340,958	1,422,163	97,613	1,860,734	
SLP	482	2,696,786	8,723,929	428,328	11,849,043	
ZIA	299	1,373,507	5,502,058	193,500	7,069,065	
QUARTER HORSE: 2017	1,431	6,909,602	19,486,898	1,288,867	27,685,367	COMBINED
	RACES	TRACK PURSE	GAMING	CONTRIBUTION	TOTAL PURSE	PURSE
RUI	366	211,586	2,842,314	9,764,949	12,818,849	15,009,296
DAA	163	490,315	2,081,185	54,078	2,625,578	6,057,778
NMSF	90	494,391	1,234,409	529,038	2,257,838	3,541,716
SRY	159	199,623	1,564,152	76,313	1,840,087	3,700,821
SLP	177	688,055	3,720,411	644,682	5,053,148	16,902,192
ZIA	234	750,393	4,596,332	558,660	5,905,385	12,974,450
THOROUGHBRED: 2016	1,189	2,834,363	16,038,802	11,627,720	30,500,886	58,186,253

2018
Thoroughbred Purse Distribution



2018
Quarter Horse Purse Distribution



TRACK RETAINED PARI-MUTUEL REVENUE AND PURSE DISTRIBUTION

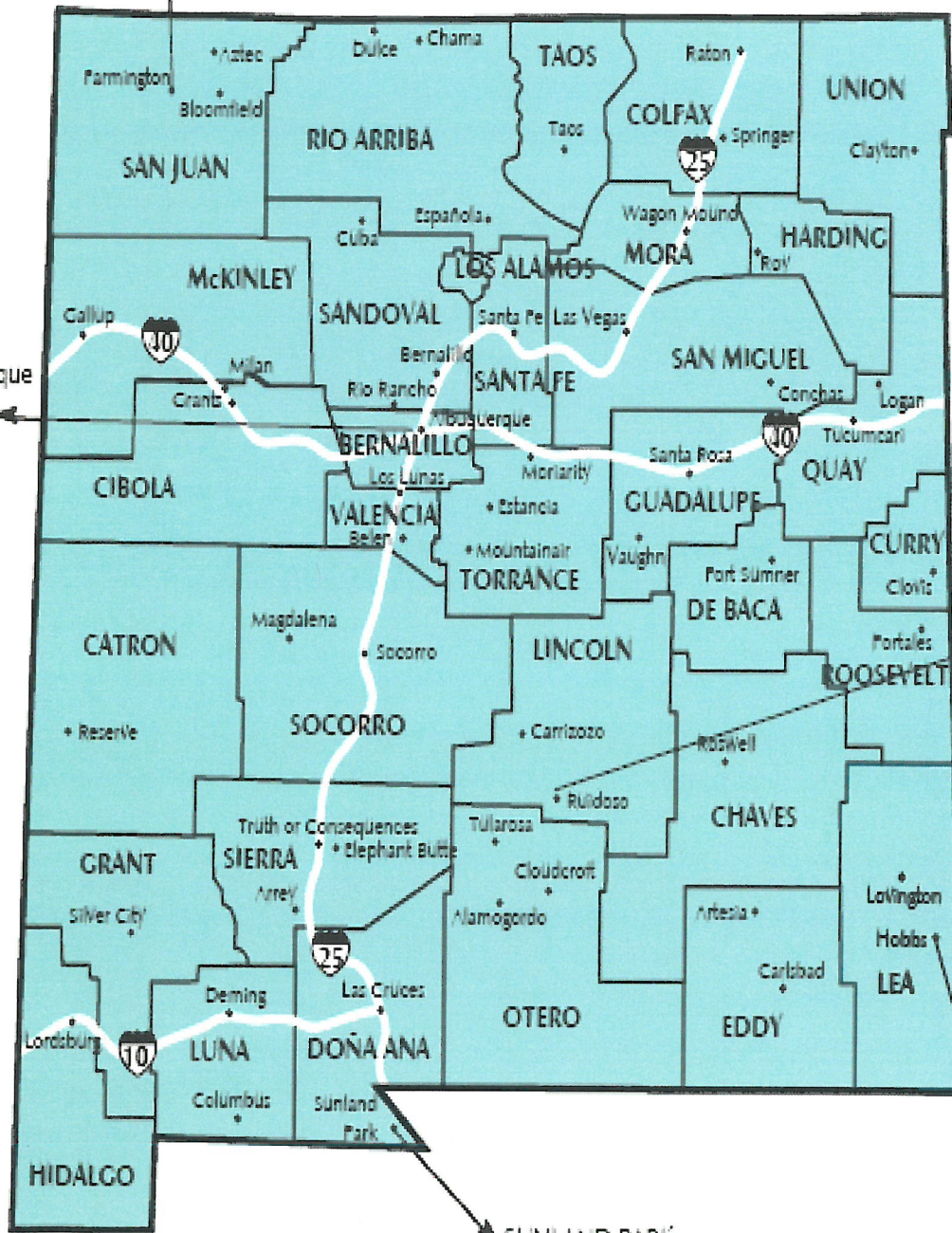
THOROUGHBRED:		2018	DAYS	COMMISSION AFTER STATE TAX	BREAKAGE	TOTAL RETAINED REVENUE	PURSE	
	RUI	47		1,315,063	47,479	1,362,542	1,873,952	
	DAA	38		1,068,894	27,035	1,095,929	3,320,975	
	NMSF	17		479,408	14,183	493,591	1,219,965	
	SRY	33		802,889	19,398	822,287	1,714,634	
	SLP	72		9,192,796	179,281	9,372,077	10,713,335	
	ZIA	53		4,528,915	93,175	4,622,090	8,412,130	
		260		17,387,964	380,551	17,768,515	27,254,991	
QUARTER HORSE:		2018	DAYS	COMMISSION AFTER STATE TAX	BREAKAGE	TOTAL RETAINED REVENUE	PURSE	
	RUI	47		3,398,194	122,688	3,520,882	3,267,511	
	DAA	38		800,150	20,238	820,387	2,236,570	
	NMSF	17		504,700	14,931	519,631	1,852,495	
	SRY	33		436,057	10,535	446,592	1,944,443	
	SLP	72		1,984,477	38,702	2,023,179	4,171,654	
	ZIA	53		1,462,210	30,083	1,492,293	7,133,620	
		260		8,585,788	237,176	8,822,964	20,606,293	
SIMULCAST:		2018	DAYS	COMMISSION AFTER STATE TAX	BREAKAGE	TOTAL RETAINED REVENUE	PURSE	COMBINED TRACK PURSE
	RUI	365		645,632	23,310	668,942	-0-	5,141,463
	DAA	365		3,403,359	86,080	3,489,439	-0-	5,557,545
	NMSF	365		178,785	5,289	184,074	-0-	3,072,460
	SRY	365		290,100	7,009	297,109	-0-	3,659,077
	SLP	365		3,046,662	59,417	3,106,079	-0-	14,884,989
	ZIA	365		1,111,195	146,119	1,257,314	-0-	15,545,750
		2190		8,675,733	327,224	9,002,956	-0-	47,861,284
THOROUGHBRED:		2017	DAYS	COMMISSION AFTER STATE TAX	BREAKAGE	TOTAL RETAINED REVENUE	PURSE	
	RUI	52		1,237,870	45,224	1,283,095	1,827,500	
	DAA	41		1,035,496	25,532	1,061,028	3,345,400	
	NMSF	17		416,123	11,537	427,660	1,164,200	
	SRY	36		853,966	20,500	874,467	1,763,121	
	SLP	72		8,413,430	158,206	8,571,636	11,420,715	
	ZIA	56		3,868,525	78,513	3,947,038	6,875,565	
		274		15,825,411	339,513	16,164,924	26,396,501	
QUARTER HORSE:		2017	DAYS	COMMISSION AFTER STATE TAX	BREAKAGE	TOTAL RETAINED REVENUE	PURSE	
	RUI	52		2,897,714	105,865	3,003,580	3,053,900	
	DAA	41		779,799	19,227	799,026	2,571,500	
	NMSF	17		471,389	13,070	484,458	1,728,800	
	SRY	36		447,436	10,741	458,177	1,763,775	
	SLP	72		1,868,461	35,135	1,903,595	4,408,466	
	ZIA	56		1,405,487	28,525	1,434,012	5,346,725	
		274		7,870,286	212,563	8,082,848	18,873,165	
SIMULCAST:		2017	DAYS	COMMISSION AFTER STATE TAX	BREAKAGE	TOTAL RETAINED REVENUE	PURSE	COMBINED TRACK PURSE
	RUI	365		711,897	26,009	737,905	-0-	4,881,400
	DAA	365		3,802,099	93,747	3,895,846	-0-	5,916,900
	NMSF	365		187,143	5,189	192,332	-0-	2,893,000
	SRY	365		279,178	6,702	285,880	-0-	3,526,895
	SLP	365		3,175,434	59,711	3,235,145	-0-	15,829,181
	ZIA	365		967,760	126,678	1,094,439	-0-	12,222,290
		2190		9,123,512	318,036	9,441,548	-0-	45,269,666

2018 RACETRACK LOCATION MAP



FARMINGTON
SunRay Park
Racetrack & Casino

ALBUQUERQUE
The Downs at Albuquerque
Racetrack & Casino



RUIDOSO
Ruidoso Downs Racetrack
& Billy the Kid Casino

SUNLAND PARK
Sunland Park
Racetrack &
Casino


HOBBS
Zia Park &
Black Gold Casino

2018

RACE DAYS

BY

RACE TRACK



New Mexico Racing Commission 2018 Race Season

2017/ 2018 Sunland Park (Sunland Park, NM)

72 Days – Tuesday, Friday, Saturday, Sunday

December 15,16,17,19,22,23,24,26,30,31

January 2,5,6,7,9,12,13,14,16,19,20,21,23,26,27,28,30

February 2,3,4,6,9,10,11,13,16,17,18,20,23,24,25,27

March 2,3,4,6,9,10,11,13,16,17,18,20,23,24,25,27,30,31

April 1,2,6,7,8,9,10,15,16,17

SunRay Park (Farmington, NM)

33 Days – Friday Saturday, Sunday, Monday

April 21,22,23,27,28,30

May 4,5,6,7,11,12,13,14,18,19,20,21,25,26,27,28

June 1,2,3,4,8,9,10,15,16,17

Ruidoso Downs (Ruidoso Downs, NM)

47 Days – Friday, Saturday, Sunday, (2 Mondays)

May 25,26,27,28

June 1,2,3,8,9,10,15,16,17,22,23,24,29,30

July 1,6,7,8,13,14,15,20,21,22,27,28,29

August 3,4,5,10,11,12,17,18,19,24,25,26,31

September 1,2,3

Downs at Albuquerque (Albuquerque, NM)

38 Days – Friday, Saturday, Sunday, Wednesday

June 29,30

July 1,4,6,7,8,11,13,14,15,18,20,21,22,25,27,28,29

August 1,3,4,5,8,10,11,12,15,17,18,19,22,24,25,26,29,31

September 1

New Mexico State Fair (Albuquerque, NM)

17 Days

September 2,6,7,8,9,10,11,12,13,14,15,16,19,20,21,22,23

Zia Park (Hobbs, NM)

53 Days – Saturday, Sunday, Monday, Tuesday (1 Wednesday)

September 22,23,24,25,29,30

October 1,2,6,7,8,9,13,14,15,16,20,21,22,23,27,28,29,30

November 3,4,5,6,10,11,12,13,17,18,19,21,24,25,26,27

December 1,2,3,4,8,9,10,11,15,16,17,18,19