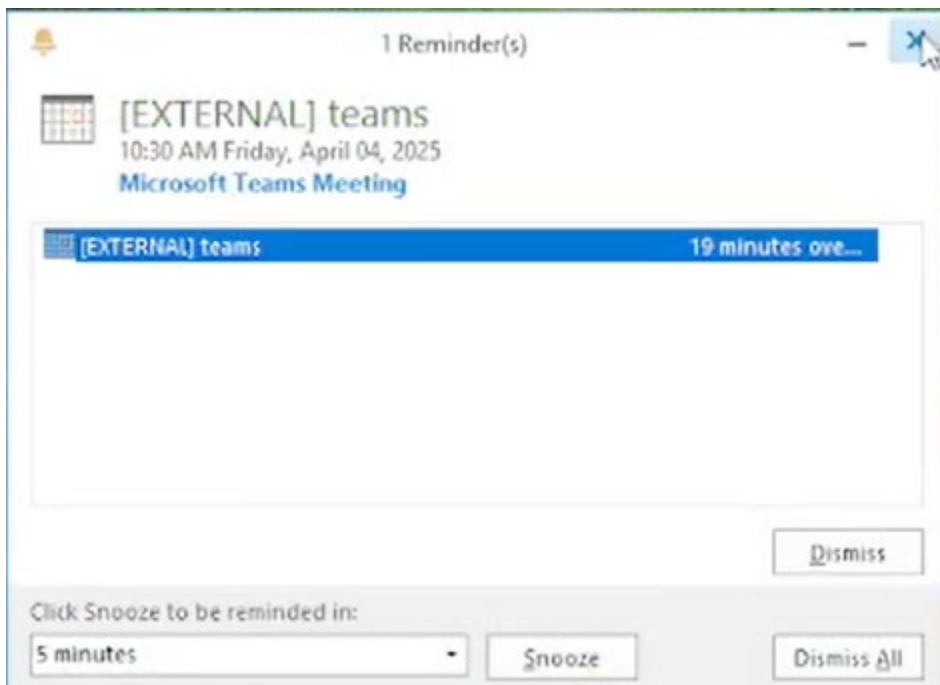


A link to the monthly agenda is listed below, please click **TEAMS meeting link on corresponding agenda**. All agendas can be found at the below link.

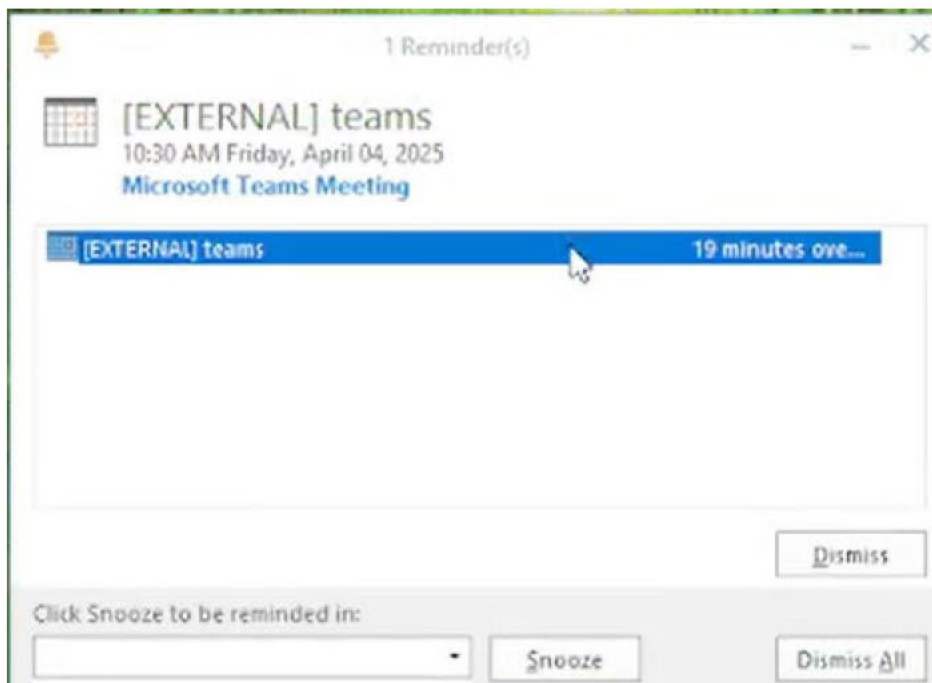
<https://www.nmrc.state.nm.us/upcoming-meetings/agendas-minutes/>

If you receive an invitation:

You will receive a **meeting invite** with a reminder 5 minutes before the meeting starts.



Double-Click the Teams invite to open the meeting:



Once opened, the calendar invite will look as follows:

Subject	[EXTERNAL] teams		
Location	Microsoft Teams Meeting		
Start time	Fri 4/4/2025	10:30 AM	<input type="checkbox"/> All day event
End time	Fri 4/4/2025	11:00 AM	

Microsoft Teams [Need help?](#)

[Join the meeting now](#) ⓘ

Meeting ID: 242 115 271 797

Passcode: BW7uR34V

Dial in by phone

United States, Albuquerque

[Find a local number](#)


Phone conference ID: 758 233 19#

For organizers: [Meeting options](#) | [Reset dial-in PIN](#)

Click on **Join meeting now** if you want to join from the **computer**.


Subject	[EXTERNAL] teams		
Location	Microsoft Teams Meeting		
Start time	Fri 4/4/2025	10:30 AM	<input type="checkbox"/> All day event
End time	Fri 4/4/2025	11:00 AM	

Microsoft Teams [Need help?](#)

Join the meeting now 

Meeting ID: 242 115 271 797
Passcode: BW7uR34V

Dial in by phone


 United States, Albuquerque

[Find a local number](#)

Phone conference ID: 758 233 19#

For organizers: [Meeting options](#) | [Reset dial-in PIN](#)

Once joining by computer, you will see the following screen. Click **“Continue on this browser”**

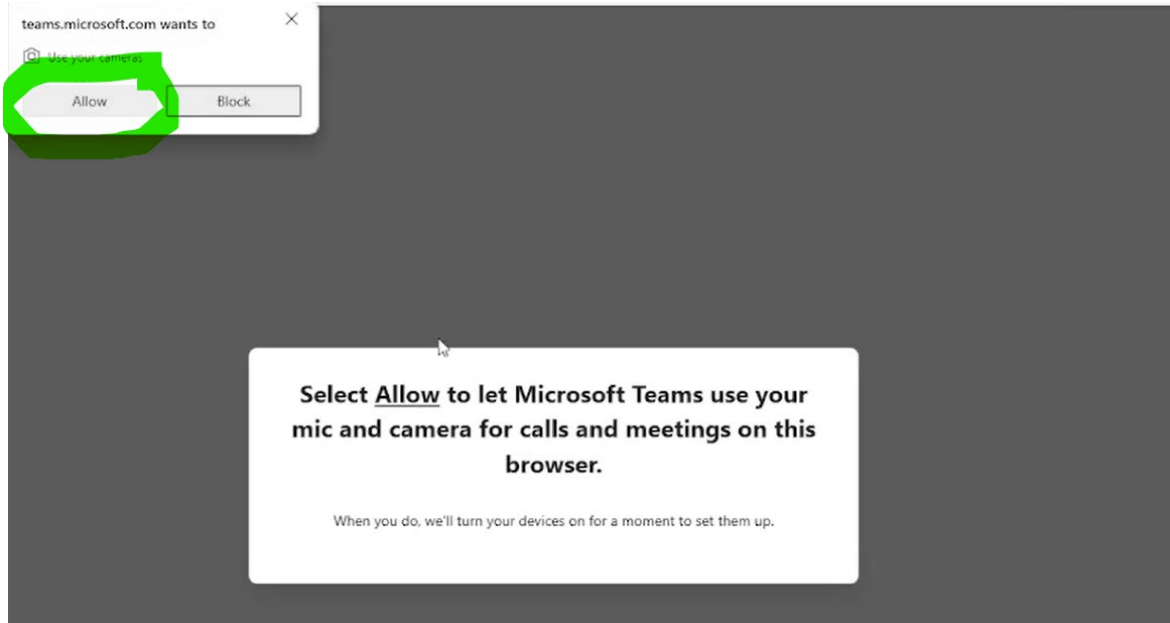


Join your Teams meeting

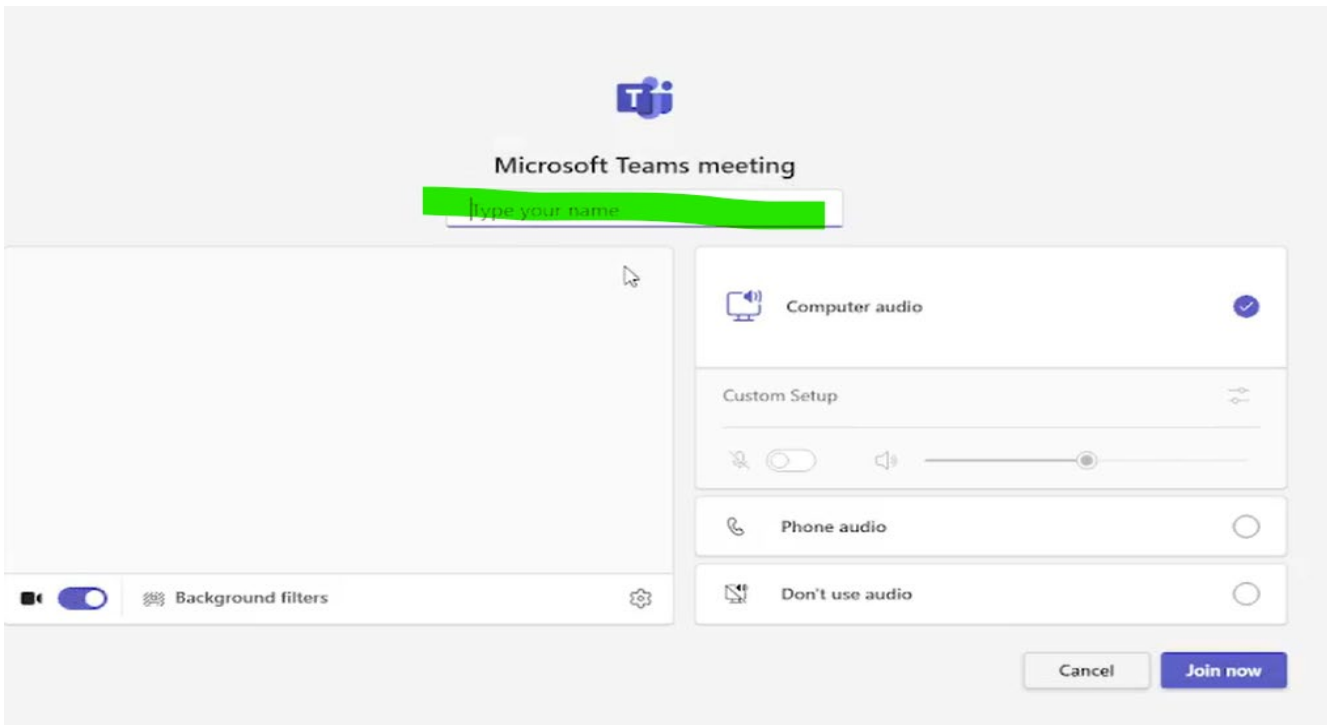
Continue on this browser

Join on the Teams app

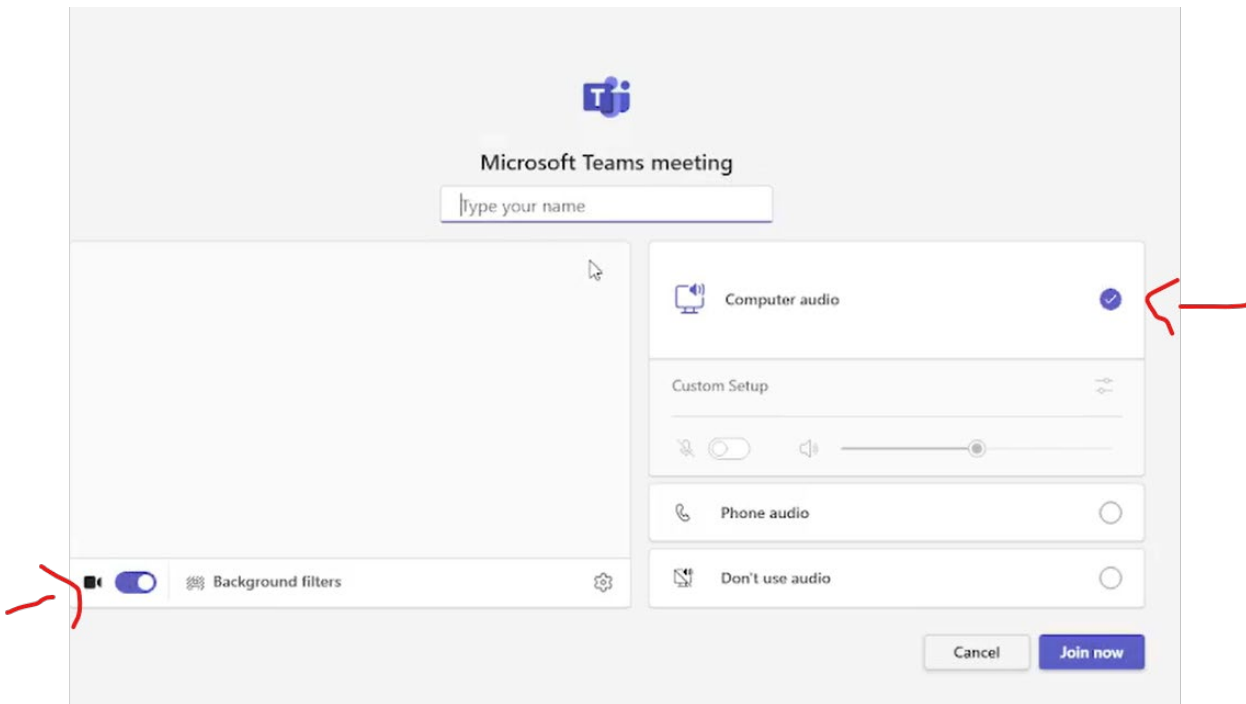
After clicking the above link, the computer will ask if you would like to **use the camera and microphone**. Please **click allow** for the questions:



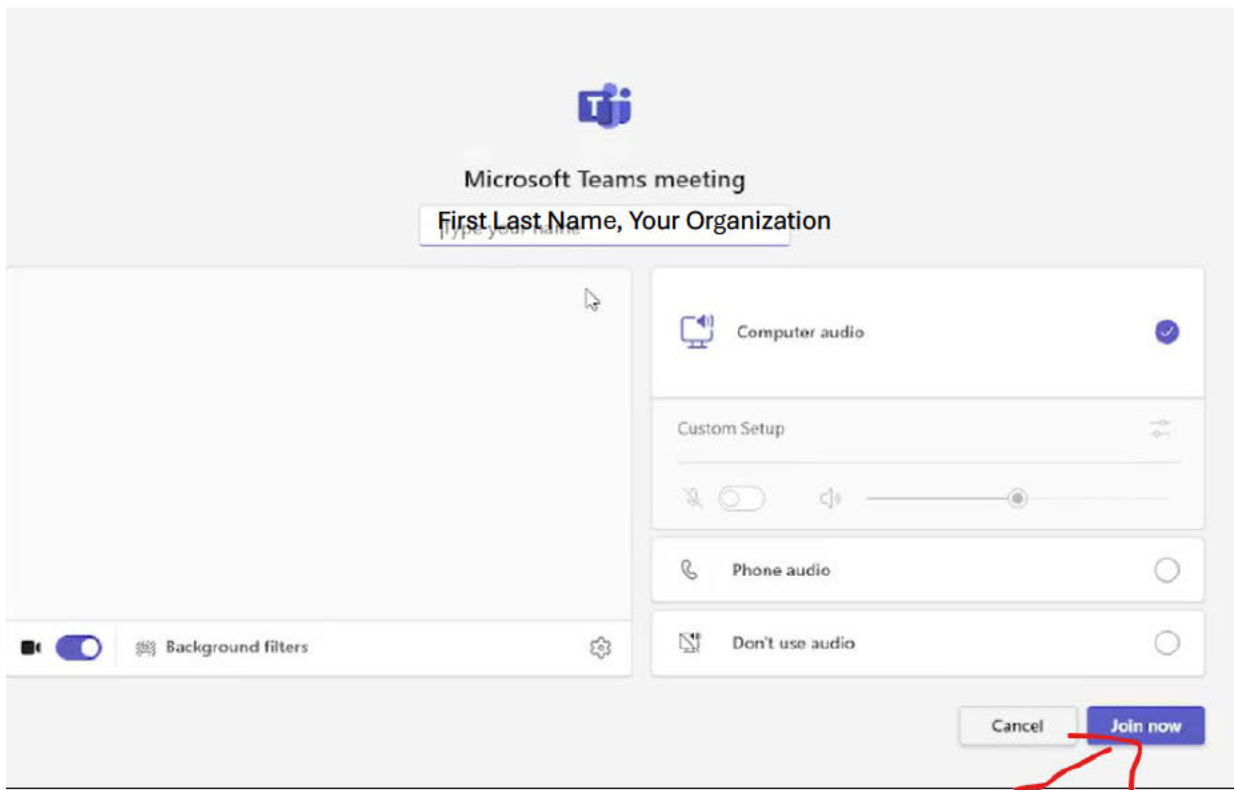
You will now see a screen where you will be prompted to **enter your name**, and **double check your settings**. Highlighted in green, please enter your name and organization affiliation:



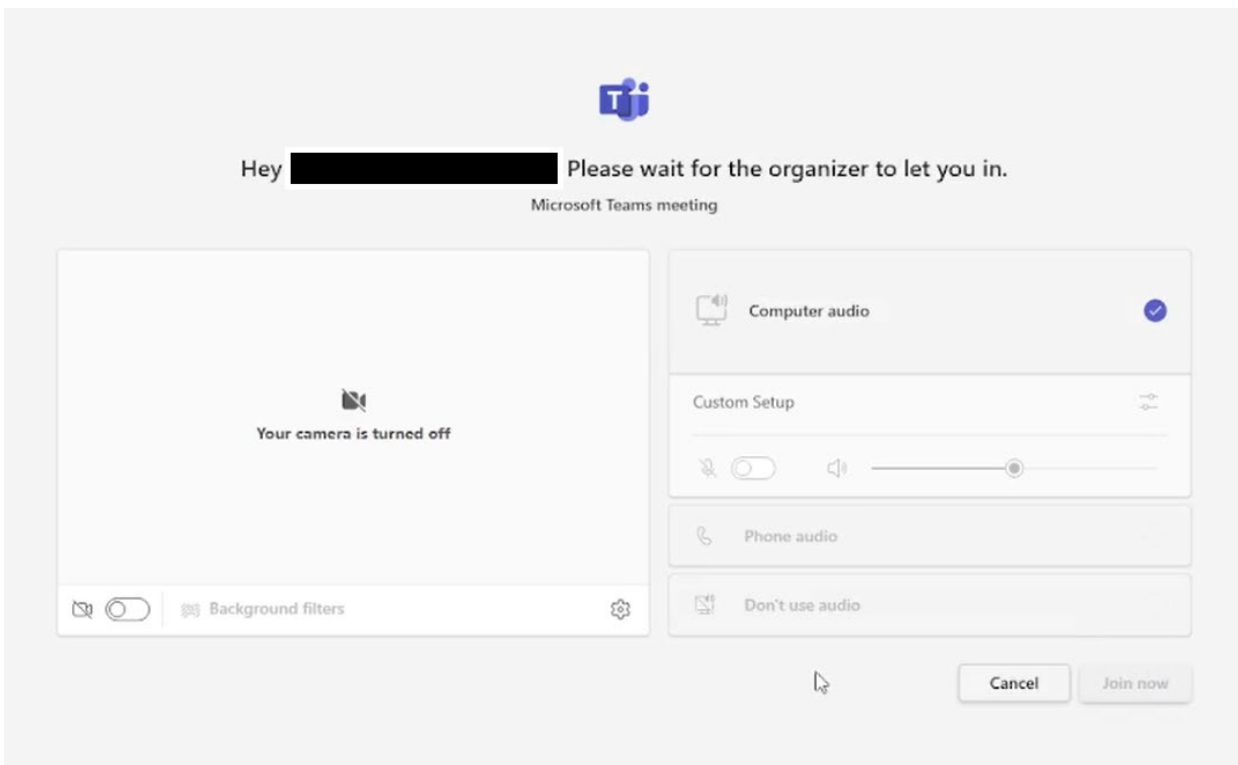
After inputting your name, you can **check your settings**. If the items are marked as you see in the picture below, it means that you are allowing your camera to show you, and you will be using your computer speakers to hear the meeting. **It is important that you have computer audio checked to ensure you can hear the meeting.**



Once your settings are correct, please click **“Join Now”**



You will now be taken to a lobby where you will be admitted to the meeting by the Host. Please remain on the page until the Host allows you into the meeting room.








A link to the monthly agenda is listed below, please click **TEAMS meeting link on corresponding agenda**. All agendas can be found at the below link.

<https://www.nmrc.state.nm.us/upcoming-meetings/agendas-minutes/>



If you have a phone, and want to join via a phone call, utilize the number as shown below:

Phone call only:

Subject	[EXTERNAL] teams		
Location	Microsoft Teams Meeting		
Start time	Fri 4/4/2025 	10:30 AM 	<input type="checkbox"/> All day event
End time	Fri 4/4/2025 	11:00 AM 	

Microsoft Teams [Need help?](#)
[Join the meeting now](#) 

Meeting ID: 242 115 271 797
Passcode: BW7uR34V

Dial in by phone
  United States, Albuquerque
[Find a local number](#)
Phone conference ID: 758 233 19#
For organizers: [Meeting options](#) | [Reset dial-in PIN](#)