

NEW MEXICO RACING COMMISSION



2006
ANNUAL REPORT

NEW MEXICO RACING COMMISSION



September 10, 2007

Honorable Bill Richardson
Governor of New Mexico
Office of the Governor
State Capitol Building
Santa Fe, NM 87503

Bill Richardson
Governor

Arnold J. Rael
Chairman

Dear Governor Richardson:

The New Mexico Racing Commission wishes to submit the 2006 Annual Report of Horse Racing in New Mexico in compliance with statute 60-1-3(f), NMSA, 1978.

Thomas "Eddie" Fowler
Vice Chairman

The report covers the racing year 2006 for the six licenses race meets during this period. Where possible, comparable statistics are included for the previous year to reflect the trends in the industry and to provide for analysis.

David "Hossie" Sanchez
Member

The Commission would like to take this opportunity to acknowledge the cooperation, support and assistance of the Governor's Office and also express their gratitude for the cooperation of the other state agencies track operators, horsemen and others for the tremendous progress realized within the horse racing industry during the 2006 season.

Ray Willis
Member

Respectfully submitted,

Larry Delgado
Member


Julian Luna
Director

Julian Luna
Agency Director

:lmv

PROGRAM OVERVIEW

THE NEW MEXICO RACING COMMISSION

Statute Authority: Sections 60-1-1 through 60-1-26 NMSA 1978

MISSION STATEMENT

To provide regulation in an equitable manner to New Mexico's pari-mutuel horseracing industry to protect the interest of wagering patrons and the State of New Mexico in a manner which promotes a climate of economic prosperity for horsemen, horse owners and racetrack management.

PROGRAM LISTING

The purpose of the Racing Commission's **Regulation Program** is to provide regulation to New Mexico's Horseracing Industry so that:

- ◆ Statutes and regulations are enforced and applied equally to all members of the industry.
- ◆ Create an image of total proficiency, professionalism and integrity.
- ◆ To promote a climate of economic prosperity for horsemen, horse owners and racetrack management.
- ◆ Protect the interest of the State of New Mexico.

The program operates six separate activities:

EQUINE DRUG TESTING

Statute Authority: 60-1-3(F), 60-1-13, 60-1-5(F), 60-1-22

Equine drug testing is to ensure no illegal dope, drug, chemical agent, stimulant or depressant is used in horses to affect the outcome of a race. The health and growth of the racing industry is based on the daily "handle" of wagers at the track. Racing fans will wager only when they are reasonably assured they have a fair chance at winning. Knowing the Racing Commission is seriously fighting against the use of illegal drugs, assures the fan that racing is clean thus increases the handle.

Equine drug testing works hand-in-hand with the investigative activities and consists of:

1. a contracted drug testing laboratory;
2. a test barn at each racetrack which is overseen by a contracted state veterinarian;
3. a system for collection and transportation of equine and blood samples which provides for a chain of evidence protection;
4. a necropsy program
5. pre-race inspection program; and
6. participation in a quality assurance program for drug testing integrity and the state racing chemist, among others.

INVESTIGATIONS AND ENFORCEMENT

Statutory Authority: 60-1-3, 60-1-11, 60-1-21, 60-1-25

Investigations and Enforcement is to ensure rules and regulations are enforced and applied equally to all participants and to provide a standard of proficiency, professionalism and integrity. The integrity of racing will increase the fan's confidence, thus increase the handle at racetracks, ultimately increasing revenues to the state and ensure jobs in the industry.

The primary responsibility of the Racing Commission is to assure quality and integrity in New Mexico racing. This calls for an investigative arm with much diversity and varying dimensions. The Racing Commission's Agency Director and investigators coordinate a broad spectrum of investigations. The investigators are responsible for determining the facts involved in allegations of race related, illegal or criminal activities and violations of racing rules and regulations. They also investigate unethical conduct considered prejudicial to the best interest of racing as well as the public. The Racing Commission presently has three investigators and one investigator manager assigned to six proposed race meets located in different areas throughout the state.

LICENSING

Statutory Authority: 60-1-3, 60-1-11, 60-1-21

Licensing is to ensure the utmost of integrity is maintained by allowing only those persons to participate in the industry who meet the qualifications established by state statutes, (NMSA 1978). The Racing Commission processes license applications and issues license badges, through its licensing clerks at the racetracks.

This activity consist of a licensing processing system that involves all members of the Commission's staff temporary licensing clerks at each of the proposed six race meets throughout the year, a license preparation system and computer program on a PC Server designed to process, store, update and retrieve license information. During the fiscal year, the system processed over 6,000 new licenses for a total of 11,000 industry licensed personnel in New Mexico. Licenses are issued for ninety different categories from owner to veterinarian, covering all aspects of horse racing. Hundreds of inquiries to the system are made weekly.

Licensing is involved in the investigation and review of all new applications to operate a race meet. The Commission must ensure only qualified people and entities are defined by state statute are allowed to participate in New Mexico horseracing.

AUDITING/FINANCIAL ACCOUNTING

Statute Authority: 60-1-3 (F), 12,13,17, 60-1-10, 60-1-15, 60-1-16, 60-1-8, 60-1-11(C), 60-1-15.2

Auditing/Financial Accounting is in place to ensure all the financial transactions that are part of the regulation of the horse racing industry are carried out and the money transactions occurring during racing activities are accomplished properly and within the law.

Auditing/Financial Accounting consists of the Administrative Operations Manager, along with contracted Commission Auditors, who audit each of the pari mutuel operation of the race meets. The program verifies the transactions of the industry and ensures that revenues due the State, Counties and Municipalities are properly assigned. The program also includes budget preparation, budget tracking and all vouchers processing (approximately 700 per year). The fiscal year will again have year round daily betting at all New Mexico tracks, with an estimated 16,000 pari mutuel wagering opportunities in the state. Also included in this program is an annual audit of the operations of the Commission's office at a cost dictated by the State Auditor's Office.

RACE MEET OVERSIGHT

Statute Authority: 60-1-11(C), 60-1-12

Race Meet Oversight is to have a representative of the Racing Commission (Stewards) at each race meeting to require strict observance of the rules and regulations, thus ensuring the integrity of racing in the state.

Race Meet Oversight includes accredited state stewards who are appointed for each of the race meets. The stewards are the direct representatives of the Racing Commission and are totally responsible for the operations of the race meeting in accordance with state statute and the rules of racing. The stewards' duties are all encompassing and cover all aspects of the race meet. The performance of the stewards' program works in relationship with the licensing program, the investigation program and the drug-testing program. All three stewards at the five race meets come under the supervision and compensation of the Racing Commission.

ADMINISTRATION AND SUPPORT

Statute Authority: 60-1-3 (E), (F), 60-1-11(C)

Administration and Support is to ensure that the Racing Commission's functions are carried out efficiently and effectively. These functions include the operation and overhead of all the five major activities.

ADMINISTRATION AND SUPPORT

Statute Authority: 60-1-3 (E), (F), 60-1-11(C)

Administration and Support is to ensure that the Racing Commission's functions are carried out efficiently and effectively. These functions include the operation and overhead of all the five major activities.

Administration and Support in addition to directly supporting the five major activities described above encompasses support of all other functions of the Racing Commission, to include record keeping, overhead, office space, supplies, materials, computer support, subscriptions, printing, travel, board expenses, equipment, telecommunications and any other expense incurred in regulating the racing industry in New Mexico.



NEW MEXICO RACE TRACKS

LICENSED NEW MEXICO RACE TRACKS

SUNLAND PARK

Harold Payne, General Manager
1200 Futurity Drive
Sunland Park, NM 88063
Phone: 505-874-5200



ZIA PARK

Rick Baugh, General Manager
P. O. Box 449
Ruidoso Downs, NM 88346
Phone: 505-492-7000




RUIDOSO DOWNS

Rick Baugh, General Manager
3901 West Millen Drive
Hobbs, NM 88240
Phone: 505-378-4431



DOWNS AT ALBUQUERQUE

Don Cook, General Manager
P. O. 8510
Albuquerque, NM 87198
Phone: 505-266-5555



SUNRAY PARK

Byron Campbell, General Manager
39 Road 5568
Farmington, NM 87401
Phone: 505-566-1200



2005/2006 RACE DAYS

2005 – 2006 Sunland Park (Sunland Park)

79 Days – Friday, Saturday, Sunday, Tuesday

December 2,3,4,6,9,10,11,13,16,17,18,20,21,22,23,27,30,31
January 1,3,6,7,8,10,13,14,15,17,20,21,22,24,27,28,29,31
February 3,4,5,7,10,11,12,14,17,18,19,21,24,25,26,28
March 3,4,5,7,10,11,12,14,17,18,19,21,24,25,26,28,31
April 1,2,4,7,8,9,11,14,15,16

2006 Downs at Albuquerque Spring Meet (Albuquerque)

50 Days – Friday, Saturday, Sunday, Wednesday

March 18,19,22,24,25,26,29,31
April 1,2,5,7,8,9,12,14,15,16,19,21,22,23,26,28,29,30
May 3,5,6,7,10,12,13,14,17,19,20,21,24,26,27,28,31
June 2,3,4,7,9,10,11

2006 Ruidoso Downs (Ruidoso Downs)

60 Days – Thursday, Friday, Saturday, Sunday

May 26,27,28,29
June 1,2,3,4,8,9,10,11,15,16,17,18,22,23,24,25,30
July 1,2,3,4,7,8,9,13,14,15,16,20,21,22,23,27,28,29,30
August 3,4,5,6,10,11,12,13,17,18,19,20,24,25,26,27
September 1,2,3,4

2006 SunRay Park (Farmington)

48 Days – Thursday, Friday, Saturday, Sunday

June 16,17,18,22,23,24,25,29,30
July 1,2,4,6,7,8,9,13,14,15,16,20,21,22,23,27,28,29,30
August 3,4,5,6,10,11,12,13,17,18,19,20,24,25,26,27,
September 1,2,3,4

2006 New Mexico State Fair (Albuquerque)

17 Days

September 8,9,10,11,12,13,14,15,16,17,18,19,20,21,22,23,24

2006 Zia Park (Hobbs)

49 Days – Saturday, Sunday, Monday, Tuesday

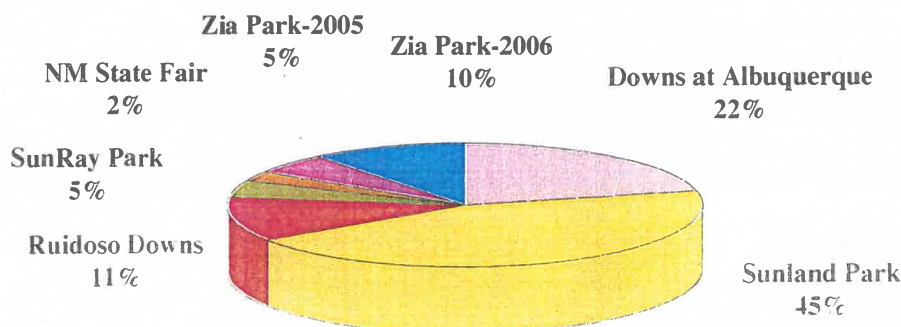
September 23,24,25,26,30
October 1,2,3,7,8,9,10,14,15,16,17,21,22,23,24,28,29,30,31
November 4,5,6,7,11,12,13,14,18,19,20,21,24,25,26,27,28
December 2,3,4,5,9,10,11,12

QUANTITATIVE RACING DATA

2006 PARI MUTUEL HANDLE FIGURES

	DAA	SUN	RUI	SRP	NMSF	ZIA-2005	ZIA-2006	TSW	TOTAL LOCATION HANDLE
Downs at Alb.									
DAA on DAA	3,603.434							37,693.679	41,297.113
DAA on SRP				612.097					612.097
DAA on SUN		1,652.495							1,652.495
DAA on RUI			820.730			570.125			820.730
DAA on ZIA-2005							812.070		570.125
DAA on ZIA-2006								812.070	812.070
TOTAL	3,603.434	1,652.495	820.730	612.097	0	570.125	812.070	37,693.679	45,764.630
Ruidoso Downs									
RUI on DAA	168.300								168.300
RUI on RUI			9,726.708					7,368.348	17,095.056
RUI on SRP				197.210					197.210
RUI on SUN		510.094							510.094
RUI on NMSF					30.353				30.353
RUI on ZIA-2005						161.147			161.147
RUI on ZIA-2006							173.779		173.779
TOTAL	168.300	510.094	9,726.708	197.210	30.353	161.147	173.779	7,368.348	18,335.939
SunRay Park									
SRP on DAA	102.775								102.775
SRP on SRP				1,263.545				5,085.122	6,348.667
SRP on SUN		248.982							248.982
SRP on NMSF					37.687				37.687
SRP on RUI			129.303						129.303
SRP on ZIA-2005						92.980			92.980
SRP on ZIA-2006							127.418		127.418
TOTAL	102.775	248.982	129.303	1,263.545	37.687	92.980	127.418	5,085.122	7,087.812
Sunland Park									
SUN on DAA	427.258								427.258
SUN on SRP				298.089					298.089
SUN on SUN		8,046.293						34,622.868	42,669.161
SUN on NMSF					143.940				143.940
SUN on RUI			679.678						679.678
SUN on ZIA-2005						525.707			525.707
SUN on ZIA-2006							824.077		824.077
TOTAL	427.258	8,046.293	679.678	298.089	143.940	525.707	824.077	34,622.868	45,567.910
Zia Park									
ZIA on DAA	92.028								92.028
ZIA on SRP				73.752					73.752
ZIA on SUN		478.375							478.375
ZIA on NMSF					61.777				61.777
ZIA on RUI			369.825						369.825
ZIA on ZIA-2005						2,950.881		1,416.852	4,367.733
ZIA on ZIA-2006							3,307.395	1,326.356	4,633.751
TOTAL	92.028	478.375	369.825	73.752	61.777	2,950.881	3,307.395	2,743.208	10,077.241
NMSF									
NMSF on SRP					1,953.120			1,667.315	3,620.435
NMSF on NMSF						47.302			47.302
NMSF on ZIA-2005							53.079		53.079
NMSF on ZIA-2006								53.079	53.079
TOTAL	0	0	0	0	1,953.120	47.302	53.079	1,667.315	3,720.816
RACE MEET HANDLE	4,393.795	10,936.239	11,726.244	2,444.693	2,226.877	4,348.142	5,297.818	90,847.855	132,221.663
OUT-of-STATE MEET HANDLE	3,206.273	47,887.669	5,096.001	2,080.764	1,306.633	5,745.334	15,483.536		80,806.210
TOTAL RACE MEET HANDLE	7,600.068	58,823.908	16,822.245	4,525.457	3,533.510	10,093.476	20,781.354		122,180.018
OUT-of-STATE SIMULCAST HANDLE	37,693.679	34,622.868	7,368.348	5,085.122	1,667.315	1,416.852	1,326.356		89,180.540
TOTAL HANDLE	45,293.747	93,446.776	24,190.593	9,610.579	5,200.824	11,510.326	22,107.710		211,360.555

2006 Pari Mutuel Handle



TRENDS IN WAGERING

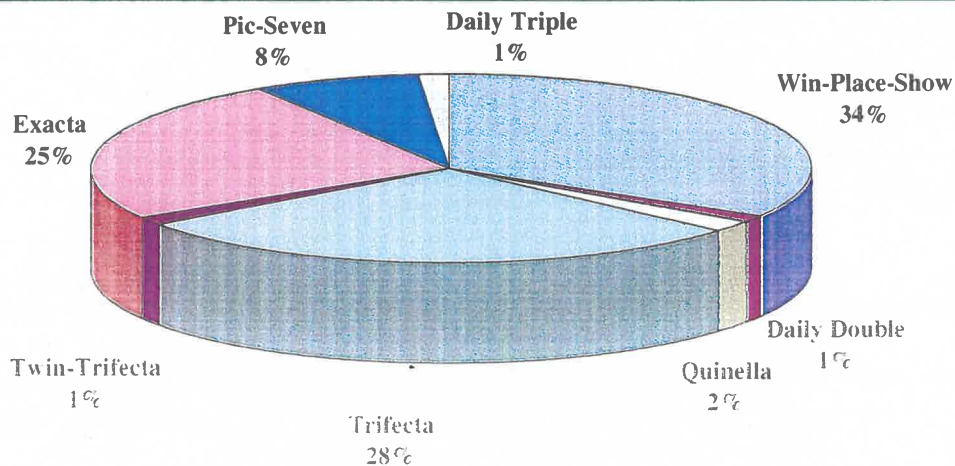
		STRAIGHT PLACE, SHOW	DAILY DOUBLE	QUINELLA	TRIFECTA	TWIN TRIFECTA	
DOLLARS	2006	71,223,935	2,277,395	4,161,208	59,440,435	2,996,323	
% OF TOTAL	2006	33.70%	1.08%	1.97%	28.12%	1.42%	
		EXACTA	ODD/EVEN	PIC-SEVEN SUPERFECTA	DAILY TRIPLE		TOTALS
DOLLARS	2006	52,745,836	0	15,871,211	2,644,212		211,360,555
% OF TOTAL	2006	24.96%	0.00%	7.51%	1.25%		100.00%

		STRAIGHT PLACE, SHOW	DAILY DOUBLE	QUINELLA	TRIFECTA	TWIN TRIFECTA	
DOLLARS	2005	54,224,345	1,899,854	3,910,984	50,226,724	1,748,570	
% OF TOTAL	2005	33.11%	1.16%	2.39%	30.67%	1.07%	
		EXACTA	ODD/EVEN	PIC-SEVEN SUPERFECTA	DAILY TRIPLE		TOTALS
DOLLARS	2005	40,309,435	0	9,498,044	1,935,490		163,753,445
% OF TOTAL	2005	24.62%	0.00%	5.80%	1.18%		100.00%

		STRAIGHT PLACE, SHOW	DAILY DOUBLE	QUINELLA	TRIFECTA	TWIN TRIFECTA	
DOLLARS	2004	56,086,832	1,856,531	4,832,549	49,950,919	1,736,981	
% OF TOTAL	2004	33.77%	1.12%	2.91%	30.08%	1.05%	
		EXACTA	ODD/EVEN	PIC-SEVEN SUPERFECTA	DAILY TRIPLE		TOTALS
DOLLARS	2004	40,852,214	0	8,968,887	1,801,443		166,086,354
% OF TOTAL	2004	24.60%	0.00%	5.40%	1.08%		100.00%

		STRAIGHT PLACE, SHOW	DAILY DOUBLE	QUINELLA	TRIFECTA	TWIN TRIFECTA	
DOLLARS	2003	53,514,060	1,543,556	6,758,891	44,831,661	1,771,989	
% OF TOTAL	2003	34.85%	1.01%	4.40%	29.20%	1.15%	
		EXACTA	ODD/EVEN	PIC-SEVEN SUPERFECTA	DAILY TRIPLE		TOTALS
DOLLARS	2003	36,222,894	0	7,281,960	1,621,526		153,546,535
% OF TOTAL	2003	23.59%	0.00%	4.74%	1.06%		100.00%

Trends in Wagering 2006



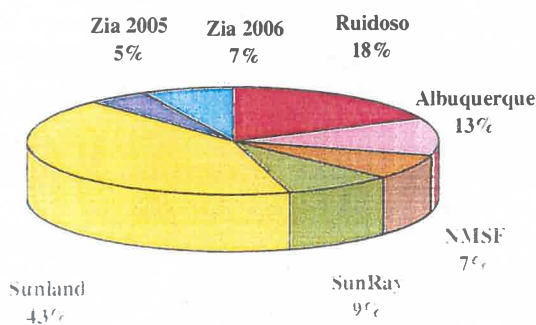
2006	NO. OF DAYS	ATTENDANCE	DAILY AVERAGE	RACE MEET PARI-MUTUEL HANDLE	AVERAGE
RUI	60	246,738	4,112	16,822,243	280,371
DAA	50	153,298	3,066	7,600,068	152,001
NMSF	17	99,817	5,872	3,533,509	207,853
SRP	48	116,302	2,423	4,525,457	94,280
SUN	79	578,588	7,324	58,823,908	744,606
ZIA 2005	44	63,840	1,451	10,093,476	229,397
ZIA 2006	49	97,684	1,994	20,781,354	424,109
	347	1,356,267	3,909	122,180,015	352,104

2005	NO. OF DAYS	ATTENDANCE	DAILY AVERAGE	RACE MEET PARI-MUTUEL HANDLE	AVERAGE
RUI	60	252,340	4,206	16,937,321	280,371
DAA	42	129,157	3,075	8,218,032	180,954
NMSF	17	36,502	2,147	3,171,434	186,555
SRP	38	87,843	2,312	3,304,754	119,091
SUN	87	510,362	5,866	63,812,421	733,476
	244	1,016,204	4,165	95,443,961	391,164

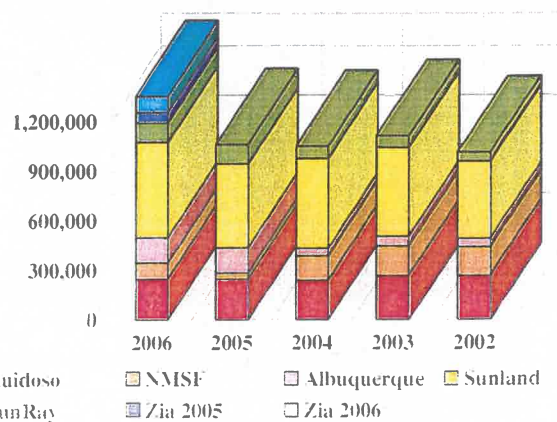
2004	NO. OF DAYS	ATTENDANCE	DAILY AVERAGE	RACE MEET PARI-MUTUEL HANDLE	AVERAGE
RUI	61	238,781	4,362	17,893,346	293,334
DAA	53	148,015	2,793	10,587,961	199,773
NMSF	17	45,108	2,653	3,134,006	184,353
SRP	44	50,160	1,653	5,045,091	114,661
SUN	80	546,681	6,834	58,477,289	730,966
	255	1,028,745	4,230	95,137,692	373,089

Attendance

2006 Meet Totals



Attendance by Race Meet



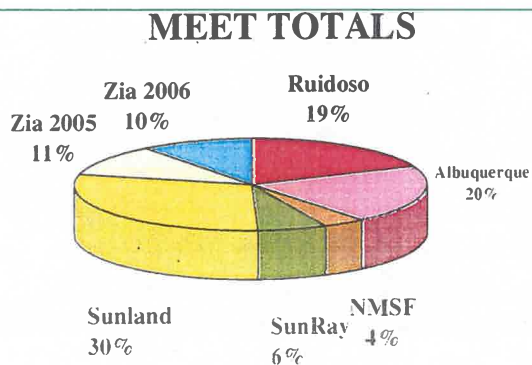
RACING REVENUES TO THE STATE

2006	NO. OF PARI-MUTUEL DAYS	TAX	DAILY TAX	DAILY LICENSE FEE	OCCUPATIONAL LICENSE FEE	OCCUPATIONAL FINES	TOTAL STATE REVENUE
RUI	60	47,881.23	39,000.00	30,000.00	63,000.00	9,680.00	189,561.23
DAA	50	89,344.51	32,500.00	25,000.00	44,535.00	16,250.00	207,629.51
NMSF	17	5,935.45	11,050.00	8,500.00	9,775.00	6,000.00	41,260.45
SRP	48	7,658.43	1,201.32	24,000.00	23,850.00	8,160.00	64,869.75
SUN	79	76,599.15	51,350.00	39,500.00	106,660.00	25,125.00	299,234.15
ZIA 2005	44	27,902.32	1,438.79	22,000.00	52,380.00	5,950.00	109,671.11
ZIA 2006	49	3,028.26	2,763.46	24,500.00	64,695.00	10,089.00	105,075.72
	347	258,349.34	135,101.32	127,000.00	364,895.00	81,254.00	1,017,301.92

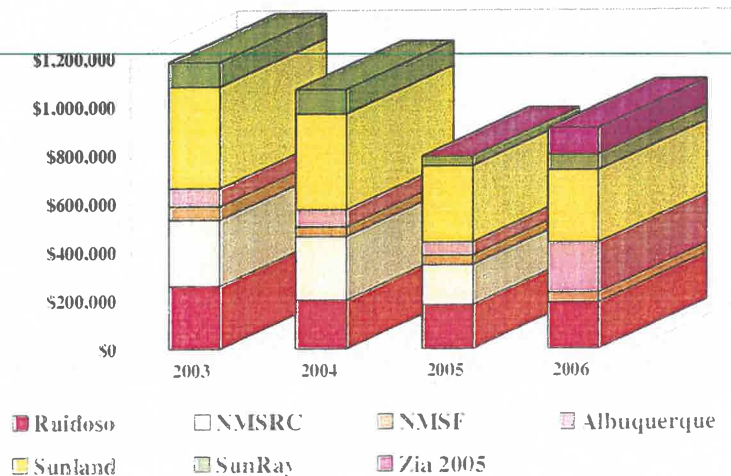
2005	NO. OF PARI-MUTUEL DAYS	TAX	DAILY TAX	DAILY LICENSE FEE	OCCUPATIONAL LICENSE FEE	OCCUPATIONAL FINES	TOTAL STATE REVENUE
RUI	60	44,465.81	39,000.00	30,000.00	59,349.00	7,650.00	180,464.81
DAA	42	72,487.98	27,300.00	21,000.00	33,670.00	11,450.00	165,907.98
NMSF	17	4,346.26	11,050.00	8,500.00	12,095.00	2,200.00	38,191.26
SRP	38	5,723.89	870.45	19,000.00	24,565.00	4,950.00	55,109.34
SUN	87	59,189.24	56,550.00	43,500.00	132,905.00	22,975.00	315,119.24
ZIA	-	42,053.46	-	-	-	-	42,053.46
	244	228,266.64	134,770.45	122,000.00	262,584.00	49,225.00	796,846.09

2004	NO. OF PARI-MUTUEL DAYS	TAX	DAILY TAX	DAILY LICENSE FEE	OCCUPATIONAL LICENSE FEE	OCCUPATIONAL FINES	TOTAL STATE REVENUE
RUI	61	64,595.07	39,650.00	30,500.00	56,635.00	8,625.00	200,005.07
DAA	53	149,922.82	34,450.00	26,500.00	38,225.00	14,275.00	263,372.82
NMSF	17	5,408.97	11,050.00	8,500.00	12,250.00	3,175.00	40,383.97
SRP	44	1,036.28	11,309.87	22,000.00	29,225.00	7,725.00	71,296.15
SUN	80	146,151.04	52,000.00	40,000.00	146,455.00	11,900.00	396,506.04
	255	367,114.18	148,459.87	127,500.00	282,790.00	45,700.00	971,564.05

STATE REVENUES 2006



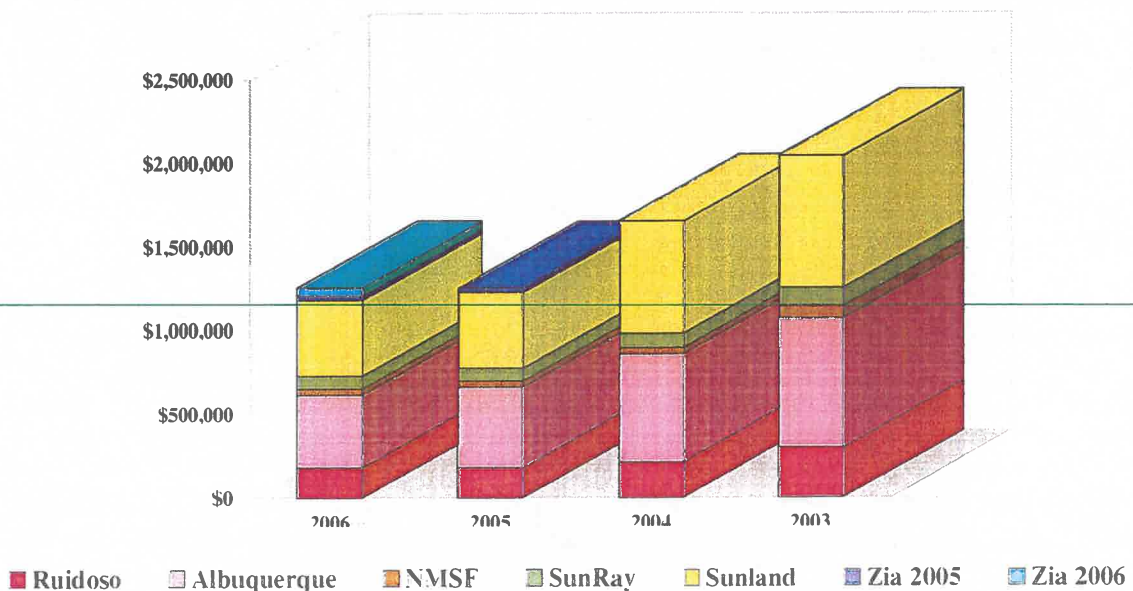
STATE REVENUES



WAGER AND DISTRIBUTION LOCATION TOTALS

2006	NO. OF DAYS	TOTAL HANDLE	RETURN TO PUBLIC	COMMISSION	BREAKAGE	CAPITAL IMPROVEMENT	EXPO NM REVENUE	STATE TAX
RUI	60	24,190,591	19,037,205.87	4,983,731.25	169,654.18	181,682.76	200,549.78	86,881.23
DAA	50	45,293,746	35,611,002.72	9,462,784.84	219,958.44	432,932.32	501,069.19	121,844.51
NMSF	17	5,200,824	4,042,196.34	1,124,189.61	34,438.05	37,174.02	40,179.20	16,985.45
SRP	48	9,610,579	7,503,023.38	2,059,758.73	47,796.60	77,523.84	77,523.84	8,859.75
SUN	79	93,446,777	73,035,095.27	19,987,921.31	423,760.42	453,000.02	498,400.00	127,949.15
ZIA 2005	44	11,510,326	8,945,048.31	2,494,720.18	70,557.51	23,886.06	47,772.06	29,341.11
ZIA 2006	49	22,107,709	17,140,422.33	4,853,289.27	113,997.40	50,681.98	101,026.43	5,791.72
298		211,360,552	165,313,994.22	44,966,395.19	1,080,162.60	1,256,881.00	1,466,520.50	397,652.92
2005	NO. OF DAYS	TOTAL HANDLE	RETURN TO PUBLIC	COMMISSION	BREAKAGE	CAPITAL IMPROVEMENT	EXPO NM REVENUE	STATE TAX
RUI	60	22,348,532	17,464,946.12	4,714,842.10	168,743.78	157,637.69	178,536	83,465.81
DAA	42	36,255,323	27,667,355.47	8,389,000.47	198,967.06	367,217.40	381,276.91	99,787.98
NMSF	17	4,754,553	3,694,491.53	1,028,719.87	31,341.60	35,146.31	34,637.53	15,396.26
SRP	38	6,963,630	5,436,014.47	1,491,771.63	35,843.41	57,765.24	57,690.17	6,594.34
SUN	87	89,275,456	69,683,221.04	19,158,900.71	433,333.84	373,623.70	403,218.66	115,739.24
ZIA	-	4,155,950	3,325,177.06	796,688.23	34,084.71	19,384.13	63,345.51	31,348.48
252		163,753,444	127,271,205.69	35,579,923.01	902,314.40	1,010,774.47	1,118,704.44	352,332.11
2004	NO. OF DAYS	TOTAL HANDLE	RETURN TO PUBLIC	COMMISSION	BREAKAGE	CAPITAL IMPROVEMENT	EXPO NM REVENUE	STATE TAX
RUI	61	23,085,124	18,038,851.90	4,873,032.30	173,239.30	212,861.51	114,089.12	104,245.07
DAA	53	41,888,781	32,917,932.80	8,920,915.02	49,933.18	645,413.99	115,917.43	184,372.82
NMSF	17	4,956,451	3,859,047.58	1,065,460.74	31,942.68	37,056.04	39,061.40	16,458.97
SRP	44	9,047,894	7,058,399.94	1,940,892.21	48,601.36	86,894.56	29,348.76	12,346.15
SUN	80	87,108,105	68,130,424.40	18,550,997.84	426,682.35	671,412.72	119,986.68	198,151.04
255		166,086,353.60	130,004,656.62	35,351,298.11	730,398.87	1,653,638.82	418,403.39	515,574.05

Capital Improvement Tax Credits



THOROUGHBRED WAGERING MEET TOTALS

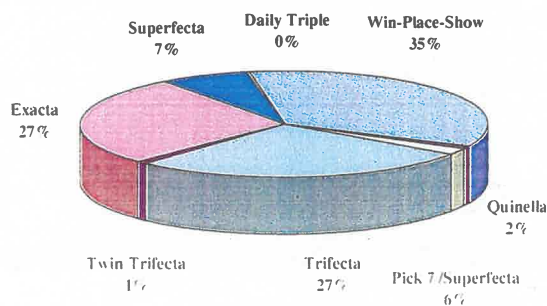
2006	NO. OF RACES	STRAIGHT PLACE, SHOW	DAILY DOUBLE	QUINELLA	TRIFECTA	TWIN TRIFECTA
RUI	247	3,037,933	52,759	758,370	1,497,008	61,249
DAA	205	1,166,957	24,899	191,443	1,006,451	-0-
NMSF	68	665,249	-0-	-0-	467,949	5,080
SRP	215	778,119	22,543	138,713	808,678	-0-
SUN	550	15,376,326	633,932	-0-	12,553,419	510,789
ZIA-2005	254	2,535,285	5,828	364,881	2,082,934	11,903
ZIA-2006	301	4,748,714	19,377	27,131	3,870,134	227,017
	1,840	28,308,583	759,338	1,480,538	22,286,573	816,038

2006	NO. OF RACES	EXACTA	PIC-SIX	PICK SEVEN SUPERFECTA	ODD/EVEN	DAILY TRIPLE	THOROUGHBRED TOTAL HANDLE
RUI	247	948,396	-0-	197,935	-0-	50,511	6,604,161
DAA	205	664,598	-0-	440,022	-0-	-0-	3,494,370
NMSF	68	407,423	-0-	201,317	-0-	-0-	1,747,018
SRP	215	497,701	-0-	198,314	-0-	14,271	2,458,339
SUN	550	14,243,912	-0-	3,200,618	-0-	85,418	46,604,414
ZIA-2005	254	1,374,586	-0-	226,452	-0-	67,736	6,669,605
ZIA-2006	301	3,948,903	-0-	1,294,824	-0-	-0-	14,136,100
	1,840	22,085,519	-0-	5,759,482	-0-	217,936	81,714,007

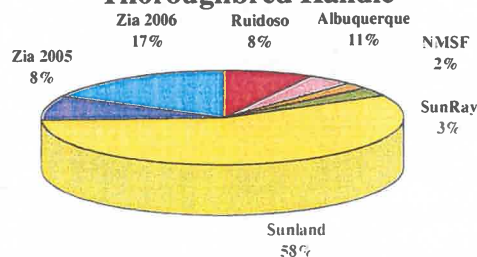
2005	NO. OF RACES	STRAIGHT PLACE, SHOW	DAILY DOUBLE	QUINELLA	TRIFECTA	TWIN TRIFECTA
RUI	262	2,903,737	79,929	789,390	1,671,874	69,342
DAA	201	1,292,684	11,700	230,894	1,378,466	18,484
NMSF	64	507,005	3,310	108,801	443,383	-0-
SRP	168	495,993	6,870	94,881	511,889	-0-
SUN	605	14,632,753	564,541	-0-	15,012,756	314,200
	1,300	19,832,172	666,350	1,223,966	19,018,368	402,026

2005	NO. OF RACES	EXACTA	PIC-SIX	PICK SEVEN SUPERFECTA	ODD/EVEN	DAILY TRIPLE	THOROUGHBRED TOTAL HANDLE
RUI	262	888,301	-0-	246,839	-0-	64,450	6,713,862
DAA	201	789,770	-0-	227,578	-0-	4,498	3,954,074
NMSF	64	242,269	-0-	138,892	-0-	0	1,443,660
SRP	168	299,497	-0-	84,426	-0-	11,218	1,504,774
SUN	605	13,687,344	-0-	3,217,484	-0-	3,435	47,432,513
	1,300	15,907,181	-0-	3,915,219	-0-	83,601	61,048,883

2006
Thoroughbred Types of Wagering



2006
Thoroughbred Handle



QUARTER HORSE WAGERING MEET TOTALS

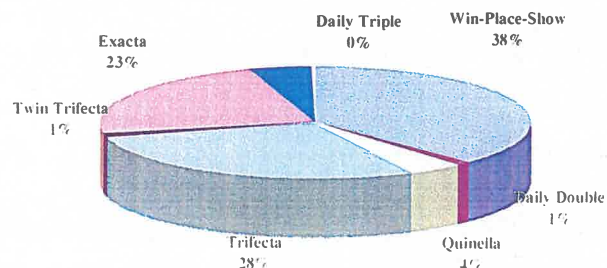
2006	NO. OF RACES	STRAIGHT PLACE, SHOW	DAILY DOUBLE	QUINELLA	TRIFECTA
RUI	335	4,604,924	66,106	1,027,331	2,328,620
DAA	245	1,354,786	43,898	231,376	1,198,297
NMSF	87	655,524	22,285	-0-	512,827
SRP	199	669,265	23,099	118,346	667,275
SUN	355	4,073,013	173,359	-0-	3,850,568
ZIA-2005	212	1,423,061	36,062	256,014	859,797
ZIA-2006	236	2,409,472	76,575	10,870	1,982,574
	1,669	15,190,045	441,384	1,643,937	11,399,958

2006	NO. OF RACES	TWIN TRIFECTA	EXACTA	ODD/EVEN	PICK SEVEN SUPERFECTA	DAILY TRIPLE	QUARTER HORSE TOTAL HANDLE
RUI	335	283,430	1,574,646	-0-	272,546	60,479	10,218,082
DAA	245	-0-	848,200	-0-	429,140	-0-	4,105,697
NMSF	87	9,774	394,438	-0-	191,643	-0-	1,786,491
SRP	199	-0-	414,140	-0-	170,574	4,419	2,067,118
SUN	355	83,305	3,518,154	-0-	463,452	57,644	12,219,495
ZIA-2005	212	79,873	701,302	-0-	46,538	20,968	3,423,615
ZIA-2006	236	16,236	1,791,619	-0-	357,907	-0-	6,645,253
	1,669	472,618	9,242,499	-0-	1,931,800	143,510	40,465,751

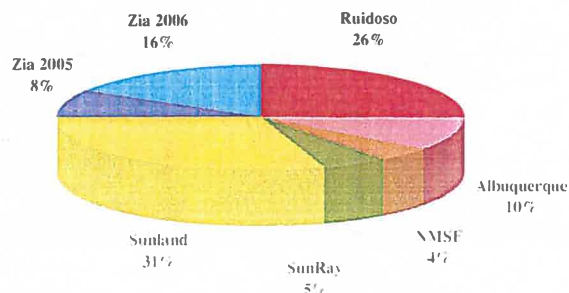
2005	NO. OF RACES	STRAIGHT PLACE, SHOW	DAILY DOUBLE	QUINELLA	TRIFECTA
RUI	321	4,532,697	51,209	1,068,606	2,474,310
DAA	220	1,404,489	37,563	257,847	1,488,230
NMSF	91	580,550	17,797	133,058	527,329
SRP	187	603,696	11,854	114,162	613,214
SUN	399	5,519,253	286,463	-0-	5,509,285
	1218	12,640,685	404,886	1,573,673	10,612,368

2005	NO. OF RACES	TWIN TRIFECTA	EXACTA	ODD/EVEN	PICK SEVEN SUPERFECTA	DAILY TRIPLE	QUARTER HORSE TOTAL HANDLE
RUI	321	261,922	1,512,724	-0-	272,319	49,672	10,223,459
DAA	220	8,177	931,975	-0-	119,702	15,975	4,263,958
NMSF	91	-0-	310,604	-0-	158,436	-0-	1,727,774
SRP	187	-0-	351,546	-0-	105,508	-0-	1,799,980
SUN	399	-0-	4,877,542	-0-	78,656	108,709	16,379,908
	1218	270,099	7,984,391	-0-	734,621	174,356	34,395,079

2006 Quarter Horse Types of Wagering



2006 Quarter Horse Handle



SIMULCAST WAGERING LOCATION TOTALS


2006	STRAIGHT PLACE, SHOW	DAILY DOUBLE	QUINELLA	TRIFECTA
RUI	3,065,373	60,301	116,610	1,581,149
DAA	11,721,243	493,022	399,670	11,333,120
NMSF	570,208	18,743	13,403	498,106
SRP	1,362,067	47,584	85,008	1,398,402
SUN	9,737,903	440,745	377,230	10,318,311
ZIA-2005	708,935	6,377	18,530	326,130
ZIA-2006	559,578	9,901	26,281	298,685
	27,725,307	1,076,673	1,036,732	25,753,903

2006	TWIN TRIFECTA	EXACTA	ODD/EVEN	PICK SEVEN SUPERFECTA	DAILY TRIPLE	SIMULCAST TOTAL HANDLE
RUI	193,880	1,707,605	-0-	471,248	172,182	7,368,348
DAA	829,091	8,296,606	-0-	3,271,029	1,349,898	37,693,679
NMSF	28,381	352,092	-0-	124,715	61,664	1,667,315
SRP	206,493	1,322,508	0	548,702	114,358	5,085,122
SUN	412,855	9,239,918	-0-	3,557,380	538,526	34,622,868
ZIA-2005	17,416	228,685	-0-	90,420	20,613	1,417,106
ZIA-2006	19,550	270,403	-0-	116,434	25,524	1,326,356
	1,707,666	21,417,817	-0-	8,179,928	2,282,765	89,180,794

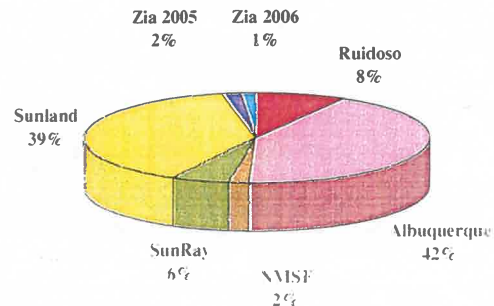
2005	STRAIGHT PLACE, SHOW	DAILY DOUBLE	QUINELLA	TRIFECTA
RUI	2,145,023	53,523	112,856	1,318,684
DAA	8,572,216	336,261	440,164	8,649,005
NMSF	550,346	17,227	22,822	470,240
SRP	952,776	34,988	72,683	1,035,306
SUN	7,295,106	359,117	402,217	8,122,829
ZIA	2,236,021	27,502	62,603	999,923
	21,751,488	828,618	1,113,345	20,595,987

2005	TWIN TRIFECTA	EXACTA	ODD/EVEN	PICK SEVEN SUPERFECTA	DAILY TRIPLE	SIMULCAST TOTAL HANDLE
RUI	181,207	1,099,308	-0-	289,119	211,491	5,411,211
DAA	484,467	6,364,729	-0-	2,305,467	884,982	28,037,291
NMSF	14,936	383,706	-0-	86,636	37,207	1,583,119
SRP	151,225	999,804	0	291,111	120,983	3,658,876
SUN	214,048	6,974,692	-0-	1,713,253	381,773	25,463,035
ZIA	30,562	595,624	-0-	162,618	41,097	4,155,950
	1,076,445	16,417,863	-0-	4,848,204	1,677,533	68,309,482

2006 Simulcast Wagering



2006 Simulcast Handle



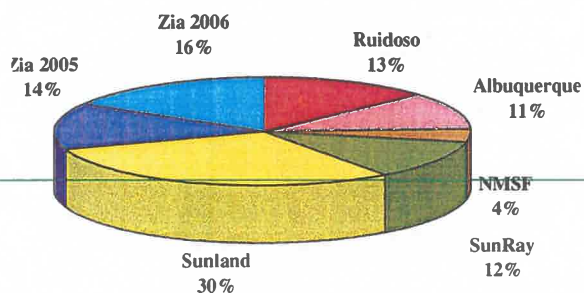
THOROUGHBRED & QUARTER HORSE WAGERING & AVERAGES

2006	NO. OF RACES	THOROUGHBRED TOTAL HANDLE	AVERAGE PER RACE	NO. OF RACES	QUARTER HORSE TOTAL HANDLE	AVERAGE PER RACE
RUI	247	6,604,161	26,737	335	10,218,082	30,502
DAA	205	3,494,370	17,046	245	4,105,697	16,758
NMSF	68	1,747,018	25,691	87	1,786,491	20,534
SRP	215	2,458,339	11,434	199	2,067,118	10,388
SUN	550	46,604,414	84,735	355	12,219,495	34,421
ZIA-2005	254	6,669,605	26,258	212	3,423,615	16,149
ZIA-2006	301	14,136,100	46,964	236	6,645,253	28,158
	1,840	81,714,007	34,124	1,669	40,465,751	22,416

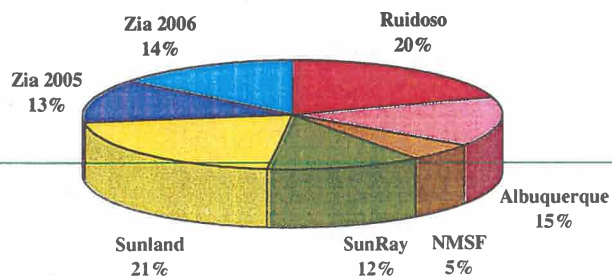
2005	NO. OF RACES	THOROUGHBRED TOTAL HANDLE	AVERAGE PER RACE	NO. OF RACES	QUARTER HORSE TOTAL HANDLE	AVERAGE PER RACE
RUI	262	6,713,862	25,625	321	10,218,459	31,849
DAA	201	3,954,074	19,672	220	4,263,958	19,382
NMSF	64	1,443,660	22,557	91	1,727,774	18,897
SRP	168	1,504,774	8,957	187	1,799,980	9,626
SUN	605	47,432,513	78,401	399	16,379,908	41,052
	1,300	61,048,883	46,961	1,218	34,498,579	28,239

2004	NO. OF RACES	THOROUGHBRED TOTAL HANDLE	AVERAGE PER RACE	NO. OF RACES	QUARTER HORSE TOTAL HANDLE	AVERAGE PER RACE
RUI	257	6,633,218	25,810	371	11,260,128	30,351
DAA	244	6,407,047	26,258	237	4,180,914	17,641
NMSF	69	1,463,391	21,209	87	1,670,615	19,202
SRP	230	2,697,785	11,730	209	2,347,306	11,231
SUN	568	42,920,095	75,564	366	15,557,194	42,506
	1,368	60,121,536	43,948	1,270	35,016,157	20,692

2006 Thoroughbred Races



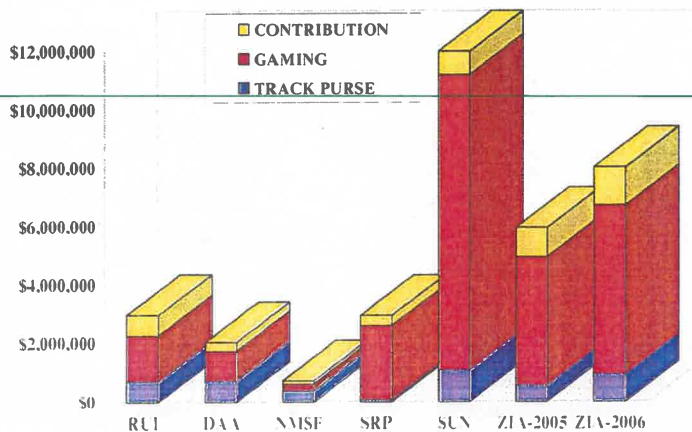
2006 Quarter Horse Races



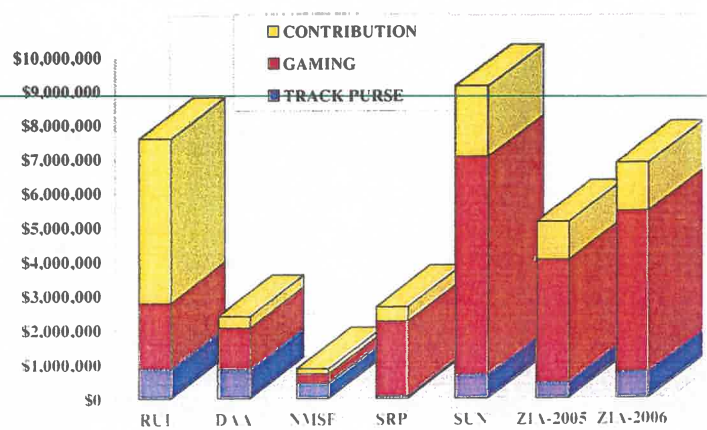
PURSE DISTRIBUTION

THOROUGHBRED: 2006	RACES	TRACK PURSE	GAMING	CONTRIBUTION	TOTAL PURSE	
RUI	247	706.067	1,573.633	701.079	2,980.779	
DAA	205	716.025	1,019.074	306.201	2,041.300	
NMSF	68	377.619	230.481	116.720	724.820	
SRP	215	72.057	2,530.443	354.463	2,956.963	
SUN	550	1,081.922	10,109.128	2,337.001	13,528.051	
ZIA-2005	254	548.107	4,402.006	1,000.500	5,950.613	
ZIA-2006	301	921.783	5,794.542	1,304.986	8,021.311	
QUARTER HORSE: 2006	1,840	4,423,580	25,659,307	6,120,950	36,203,837	COMBINED PURSE
RUI	335	864.333	1,926.367	4,820.272	7,610.972	10,591.751
DAA	245	848.898	1,208.184	345.021	2,402.103	4,443.403
NMSF	87	441.581	269.519	156.524	867.624	1,592.444
SRP	199	62.104	2,180.896	434.761	2,677.761	5,634.724
SUN	355	683.978	6,390.872	2,066.124	9,140.974	22,669.025
ZIA-2005	254	447.997	3,597.994	1,117.332	5,163.323	11,113.936
ZIA-2006	301	750.602	4,718.458	1,418.472	6,887.532	14,908.843
THOROUGHBRED: 2005	1,776	4,099,493	20,292,290	10,358,506	34,750,289	70,954,126
RUI	262	743.360	1,191.889	611.696	2,546.945	
DAA	201	1,003.673	703.122	251.359	1,958.154	
NMSF	64	286.183	242.117	176.736	705.036	
SRP	168	172.525	1,393.575	312.588	1,878.688	
SUN	605	2,013.035	8,630.065	2,317.745	12,960.845	
QUARTER HORSE: 2005	1,300	4,218,775	12,160,769	3,670,124	20,049,668	COMBINED PURSE
RUI	321	815.845	1,308.111	5,648.584	7,772.540	10,319.485
DAA	220	1,085.954	787.712	254.922	2,128.588	4,086.742
NMSF	91	304.817	257.883	209.107	771.807	1,476.843
SRP	187	198.875	1,606.425	389.204	2,194.504	4,073.192
SUN	399	1,313.615	5,631.585	2,170.118	9,115.318	22,076.163
	1,218	3,719,106	9,591,716	8,671,935	21,982,757	42,032,425

**2006
Thoroughbred Purse
Distribution**



**2006
Quarter Horse Purse Distribution**



TRACK RETAINED PARI-MUTUEL REVENUE AND PURSE DISTRIBUTION

THOROUGHBRED:	2006	DAYS	COMMISSION AFTER STATE TAX	BREAKAGE	TOTAL RETAINED REVENUE	PURSE
RUI	60		1,336,866.35	46,316.50	1,383,182.85	2,279,700.00
DAA	50		720,644.78	16,969.59	737,614.37	1,735,099.00
NMSF	17		371,922.91	11,568.15	383,491.06	608,100.00
SRP	48		524,609.94	12,226.14	536,836.08	2,602,500.00
SUN	79		9,904,700.77	211,340.69	10,116,041.46	11,191,050.00
ZIA 2005	44		1,428,552.46	40,884.22	1,469,436.69	4,950,113.00
ZIA 2006	49		3,099,584.41	72,892.16	3,172,476.57	6,716,325.00

347 17,386,881.63 412,197.44 17,799,079.07 30,082,887.00

QUARTER HORSE:	2006	DAYS	COMMISSION AFTER STATE TAX	BREAKAGE	TOTAL RETAINED REVENUE	PURSE
RUI	60		2,068,424.64	71,661.76	2,140,086.40	2,790,700.00
DAA	50		846,718.90	19,938.35	866,657.25	2,057,082.00
NMSF	17		380,326.32	11,829.52	392,155.85	711,100.00
SRP	48		441,123.32	10,280.46	451,403.79	2,243,000.00
SUN	79		2,596,973.79	55,412.70	2,652,386.49	7,074,850.00
ZIA 2005	44		733,298.85	20,986.53	754,285.37	4,045,991.00
ZIA 2006	49		1,457,086.65	34,265.95	1,491,352.60	5,469,060.00

347 8,523,952.46 224,375.27 8,748,327.74 24,391,783.00

SIMULCAST:	2006	DAYS	COMMISSION AFTER STATE TAX	BREAKAGE	TOTAL RETAINED REVENUE	PURSE	COMBINED TRACK PURSE
RUI	365		1,491,559.04	51,675.92	1,543,234.96	-0-	5,070.400
DAA	348		7,773,576.65	183,050.50	7,956,627.15	-0-	3,792.181
NMSF	17		354,954.93	11,040.38	365,995.31	-0-	1,319.200
SRP	365		1,085,165.82	25,290.00	1,110,455.82	-0-	4,845.500
SUN	365		7,358,297.60	157,007.03	7,515,304.63	-0-	18,265.900
ZIA 2005	365		303,527.76	70,557.51	374,085.27	-0-	8,996.104
ZIA 2006	365		290,826.49	113,997.40	404,823.89	-0-	12,185.385
	2,190		18,657,908.28	612,618.74	19,270,527.03	-0-	54,474,670

THOROUGHBRED:	2005	DAYS	COMMISSION AFTER STATE TAX	BREAKAGE	TOTAL RETAINED REVENUE	PURSE
RUI	60		1,391,340.66	50,693.37	1,442,034.03	1,935,249
DAA	42		904,037.17	21,699.72	925,736.89	1,706,795
NMSF	17		307,682.92	9,516.48	317,199.40	528,300
SRP	38		320,932.66	7,745.42	328,678.08	1,566,100
SUN	87		10,117,730.55	230,232.52	10,347,963.08	10,643,100

244 13,041,723.96 319,887.51 13,361,611.48 16,379,544

QUARTER HORSE:	2005	DAYS	COMMISSION AFTER STATE TAX	BREAKAGE	TOTAL RETAINED REVENUE	PURSE
RUI	60		2,118,648.58	77,192.77	2,195,841.35	2,123,956
DAA	42		974,887.30	23,400.35	998,287.65	1,873,666
NMSF	17		368,235.29	11,389.34	379,624.62	562,700
SRP	38		383,893.11	9,264.91	393,158.03	1,805,300
SUN	87		3,493,964.06	79,506.38	3,573,470.44	6,945,200

244 7,339,628.34 200,753.75 7,540,382.09 13,310,822

SIMULCAST:	2005	DAYS	COMMISSION AFTER STATE TAX	BREAKAGE	TOTAL RETAINED REVENUE	PURSE	COMBINED TRACK PURSE
RUI	365		1,121,387	40,868	1,162,244.68	-0-	4,059,205
DAA	348		6,410,288	153,867	6,564,155.01	-0-	3,580,461
NMSF	17		337,405	10,436	347,841.18	-0-	1,091,000
SRP	365		780,352	18,833	799,184.70	-0-	3,371,400
SUN	365		5,431,467	123,595	5,555,061.90	-0-	17,588,300
ZIA	315		765,340	34,085	799,424.46	-0-	
	1,775		14,846,238.79	381,683.14	15,227,911.93	-0-	29,690,366