

NEW MEXICO RACING COMMISSION



2009 ANNUAL REPORT

NEW MEXICO RACING COMMISSION



September 15, 2010

Honorable Bill Richardson
Governor of New Mexico
Office of the Governor
State Capitol Building
Santa Fe, NM 87503

Bill Richardson
Governor

Marty L. Cope
Chairman

Dear Governor Richardson:

The New Mexico Racing Commission wishes to submit the 2009 Annual Report of Horse Racing in New Mexico in compliance with statute 60-1A-3(f), NMSA, 1978.

Thomas "Eddie" Fowler
Vice Chairman

The report covers the racing year 2009 for the six licensed race meets during this period. Where possible, comparable statistics are included for the previous year to reflect the trends in the industry and to provide for analysis.

Arnold Rael
Member

The Commission would like to take this opportunity to acknowledge the cooperation, support and assistance of the Governor's Office and also express their gratitude for the cooperation of the other state agencies track operators, horsemen and others for the tremendous progress realized within the horse racing industry during the 2009 season.

Ray Willis
Member

Respectfully submitted,

Larry Delgado
Member

A handwritten signature in black ink, appearing to read "India Hatch".

India Hatch
Deputy Director

India Hatch
Deputy Director

:lmv

TABLE OF CONTENTS



MIND THAT BIRD STORY

- 1 ABQ Journal Article*
- 2-3 The "Mind That Bird" Story*

PROGRAM OVERVIEW

- 4-6 Statute of Authority*

COMMISSION & STAFF

- 7 2009 Commissioners*
- 8 2009 Racing Season Staff*

NEW MEXICO RACE TRACKS

- 9 State Map - Racetrack Locations*
- 10 Licensed New Mexico Racetracks*
- 11 2009 Amended Race Dates*

QUANTITATIVE RACING DATA

- 12 Pari-Mutuel Handle Figures*
- 13 Trends in Wagering*
- 14 Attendance and Pari-Mutuel Wagering Live Meet Totals*
- 15 Racing Revenues to the State*
- 16 Wagering and Distribution Location Totals*
- 17 Thoroughbred Wagering Meet Totals*
- 18 Quarter Horse Wagering Meet Totals*
- 19 Simulcast Wagering*
- 20 Thoroughbred and Quarter Horse Wagering and Averages*
- 21 Purse Distribution*
- 22 Track Retained Pari-Mutuel Revenue and Purse Distribution*

A BANNER YEAR FOR NEW MEXICO RACING

It was almost the stuff that movies – and dreams are made of.

A little horse from the plains of the Southwest purchased for pennies by thoroughbred racing standards, a feisty trainer on crutches who trailered his horse to the tracks, two good ol' boy owners from Roswell who figured their horse could run with the best.

And run he did. A 50-1 long shot for the Derby, Mine That Bird with jockey Calvin Borel astride, sailed along the rails to edge out the favorites. Many thought his win was a fluke. In the Preakness, with New Mexico jockey Mike Smith aboard, he proved he could run, finishing a close second to Rachel Alexandra.

The last leg of the Triple Crown wasn't to be for Mine That Bird, a little gelding with a big heart who captured the imaginations of horse race lovers and bettors alike.

Horse and rider had to settle for third after a charge from a bird of another feather – Summer Bird, who ran the race that Mine That Bird ran in the Derby.

But by any measure, the win, place, show record in the 2009 Triple Crown is an amazing achievement.

Mine That Bird became the poster pony for New Mexico horse racing.

One trainer called him “Every Man’s Horse.”

ABQ Journal 6-9-2009

"ALL OF NEW MEXICO IS A WINNER WITH HIM"



NEW MEXICO 2009 KENTUCKY DERBY WINNER

MINE THAT BIRD



Mine That Bird was born May 10, 2006 in Kentucky, he is the son of 2004 Belmont stakes winner Birdstone, the grandson of Grindstone the 1996 Kentucky Derby winner, and the great-grandson of Unbridled the 1990 Kentucky Derby winner.

Mr. Mark Allen the owner of Double Eagle Ranch in Roswell, New Mexico, along with Dr. Leonard Bloch of Roswell, New Mexico, purchased the gelding in October of 2008 and formed a partnership Buena Suerte Equine. Mine That Bird was sent to Santa Anita Racetrack in California to train under the care of Richard Mandella. Mandella entered Mine that Bird in the 2008 Breeder's Cup Juvenile where he finished 12th in the race.

In 2009 Buena Suerte Equine turned Mine That Bird into the care of trainer Bennie "Chip" Woolley. On February 28, 2009 Mine That Bird made his debut and finished second in the Borderland Derby, then in March finished fourth in the Sunland Derby. Based on his career earnings in graded stakes races Mine That Bird qualified as one of the twenty Kentucky Derby starters.

Trainer Bennie "Chip" Woolley, loaded the gelding into the horse trailer and drove 1,700 from New Mexico to Louisville, Kentucky for the big race. Arriving to the Churchill Downs after a night of rain, the natural dirt track was rated sloppy for the 2009 Kentucky Derby. Calvin Borel, a forty-three year old veteran jockey from St. Martin Parish, Louisiana a top rated jockey's since 1990, rode Mine That Bird in the derby.

May 2, 2009 Borel along with Mine That Bird had trouble out of the starting gate and was left about eight lengths behind the rest of the field. Mine That Bird was so far back the NBC announcers at first missed seeing him. Borel using the riding technique that has made his career, and also won him the 2007 Derby with Street Sense, sped past the horses on the backstretch and at the turn for home moved him into position favorable for winning the race. Keeping Mine That Bird against the rail, leaving it only to go around a tiring horse before cutting back in, Mine That Bird blazed past Pioneer of the Nile on the inside the NBC announcers did not see him come through until he was three lengths in the lead. Mine That Bird won the race by 6¾ lengths. This was the greatest margin of victory in the Derby since 1946 a horse by the name of Assault's who won by eight lengths. Mine That Bird had the fastest final quarter mile (23.77 sec) in the Derby since 1973.

Mine That Bird has brought the State of New Mexico, Sunland Park and Casino, and the New Mexico Racing Industry positive worldwide publicity. On February 11, 2010, the State Of New Mexico House of Representatives voted Mine That Bird Horse of the Year for 2009.

Sunday November 28, 2010 the curtain dropped on the Churchill Downs Fall Meet with a farewell salute to the 2009 Kentucky Derby winner as the gelding headed home to New Mexico after retiring from his career on the racetrack.

MINE THAT BIRD

SIRE

Birdstone

GRANDSIRE

Grindstone

DAM

Mining My Own

DAMSIRE

Smart Strike

SEX

Gelding

FOALED

May 10, 2006

COUNTRY

United States

COLOUR

Bay

BREEDER

*Lamantia Blackburn &
Needham/ Betz
Thoroughbreds*

OWNER

- 1) Dominion Bloodstock,
D. Ball and HGHR Inc.
- 2) Double Eagle Ranch and
Buena Suerte Equine

TRAINER

- 1) David Cotey
- 2) Richard Mandella
- 3) Bennie (Chip) Woolley Jr.
- 4) D. Wayne Lukas

RECORD

18: 5-2-1

EARNINGS

\$2,011,581

MAJOR WINS

*Silver Deputy Stakes (2008)
Swynford Stakes (2008)
Grey Stakes (2008)*


American Classic Race Wins

Kentucky Derby (2009)

Awards

Canadian Champion 2-yr-old Male Horse (2008)





PROGRAM OVERVIEW

Our Mission.....

To provide regulation in an equitable manner to New Mexico's pari-mutuel horseracing industry to protect the interest of wagering patrons and the State of New Mexico in a manner which promotes a climate of economic prosperity for horsemen, horse owners and racetrack management.

THE NEW MEXICO RACING COMMISSION

Statute Authority: Sections 60-1A-1 through 60-1A-30 NMSA 1978

MISSION STATEMENT

To provide regulation in an equitable manner to New Mexico's pari-mutuel horseracing industry to protect the interest of wagering patrons and the State of New Mexico in a manner which promotes a climate of economic prosperity for horsemen, horse owners and racetrack management.

PROGRAM LISTING

The purpose of the Racing Commission's **Regulation Program** is to provide regulation to New Mexico's Horseracing Industry so that:

- ◆ Statutes and regulations are enforced and applied equally to all members of the industry.
- ◆ Create an image of total proficiency, professionalism and integrity.
- ◆ To promote a climate of economic prosperity for horsemen, horse owners and racetrack management.
- ◆ Protect the interest of the State of New Mexico.

The program operates six separate activities:

EQUINE DRUG TESTING

Statute Authority: 60-1A-4(F), 60-1A-13, 60-1A-5, 60-1A-14

Equine drug testing is to ensure no illegal dope, drug, chemical agent, stimulant or depressant is used in horses to affect the outcome of a race. The health and growth of the racing industry is based on the daily "handle" of wagers at the track. Racing fans will wager only when they are reasonably assured they have a fair chance at winning. Knowing the Racing Commission is seriously fighting against the use of illegal drugs, assures the fan that racing is clean thus increases the handle.

Equine drug testing works hand-in-hand with the investigative activities and consists of:

1. a contracted drug testing laboratory;
2. a test barn at each racetrack which is overseen by a contracted state veterinarian;
3. a system for collection and transportation of equine and blood samples which provides for a chain of evidence protection;
4. a necropsy program
5. pre-race inspection program; and
6. participation in a quality assurance program for drug testing integrity and the state racing chemist, among others.

INVESTIGATIONS AND ENFORCEMENT

Statutory Authority: 60-1A-3, 60-1A-5, 60-1A-27, 60-1A-28

Investigations and Enforcement is to ensure rules and regulations are enforced and applied equally to all participants and to provide a standard of proficiency, professionalism and integrity. The integrity of racing will increase the fan's confidence, thus increase the handle at racetracks, ultimately increasing revenues to the state and ensure jobs in the industry.

The primary responsibility of the Racing Commission is to assure quality and integrity in New Mexico racing. This calls for an investigative arm with much diversity and varying dimensions. The Racing Commission's Agency Director and investigators coordinate a broad spectrum of investigations. The investigators are responsible for determining the facts involved in allegations of race related, illegal or criminal activities and violations of racing rules and regulations. They also investigate unethical conduct considered prejudicial to the best interest of racing as well as the public. The Racing Commission presently has three investigators and one investigator manager assigned to six proposed race meets located in different areas throughout the state.

LICENSING

Statutory Authority: 60-1A-4, 60-1A-5, 60-1A-6, 60-1A-7, 60-1A-10, 60-1A-11

Licensing is to ensure the utmost of integrity is maintained by allowing only those persons to participate in the industry who meet the qualifications established by state statutes, (NMSA 1978). The Racing Commission processes license applications and issues license badges, through its licensing clerks at the racetracks.

This activity consist of a licensing processing system that involves all members of the Commission's staff temporary licensing clerks at each of the proposed six race meets throughout the year, a license preparation system and computer program on a PC Server designed to process, store, update and retrieve license information. During the fiscal year, the system processed over 6,000 new licenses for a total of 11,000 industry licensed personnel in New Mexico. Licenses are issued for ninety different categories from owner to veterinarian, covering all aspects of horse racing. Hundreds of inquiries to the system are made weekly.

Licensing is involved in the investigation and review of all new applications to operate a race meet. The Commission must ensure only qualified people and entities are defined by state statute are allowed to participate in New Mexico horseracing.

AUDITING/FINANCIAL ACCOUNTING

Statute Authority: 60-1A-5(D), 60-1A-6, 60-1A-8(G), 60-1A-9(F), 60-1A-10(D), 60-1A-15, 60-1A-16, 60-1A-17, 60-1A-18, 60-1A-19, 60-1A-20, 60-1A-21, 60-1A-22, 60-1A-23, 60-1A-24

Auditing/Financial Accounting is in place to ensure all the financial transactions that are part of the regulation of the horse racing industry are carried out and the money transactions occurring during racing activities are accomplished properly and within the law.

Auditing/Financial Accounting consists of the Administrative Operations Manager, along with contracted Commission Auditors, who audit each of the pari mutuel operation of the race meets. The program verifies the transactions of the industry and ensures that revenues due the State, Counties and Municipalities are properly assigned.

The program also includes budget preparation, budget tracking and all vouchers processing (approximately 700 per year). The fiscal year will again have year round daily betting at all New Mexico tracks, with an estimated 16,000 pari mutuel wagering opportunities in the state. Also included in this program is an annual audit of the operations of the Commission's office at a cost dictated by the State Auditor's Office.

RACE MEET OVERSIGHT

Statute Authority: 60-1A-11 (C), 60-1A-12

Race Meet Oversight is to have a representative of the Racing Commission (Stewards) at each race meeting to require strict observance of the rules and regulations, thus ensuring the integrity of racing in the state.

Race Meet Oversight includes accredited state stewards who are appointed for each of the race meets. The stewards are the direct representatives of the Racing Commission and are totally responsible for the operations of the race meeting in accordance with state statute and the rules of racing. The stewards' duties are all encompassing and cover all aspects of the race meet. The performance of the stewards' program works in relationship with the licensing program, the investigation program and the drug-testing program. All three stewards at the five race meets come under the supervision and compensation of the Racing Commission.

ADMINISTRATION AND SUPPORT

Statute Authority: 60-1-3 (E), (F), 60-1-11 (C)

Administration and Support is to ensure that the Racing Commission's functions are carried out efficiently and effectively. These functions include the operation and overhead of all the five major activities.

Administration and Support in addition to directly supporting the five major activities described above encompasses support of all other functions of the Racing Commission, to include record keeping, overhead, office space, supplies, materials, computer support, subscriptions, printing, travel, board expenses, equipment, telecommunications and any other expense incurred in regulating the racing industry in New Mexico.



COMMISSION & STAFF



NEW MEXICO RACING COMMISSION COMMISSIONERS




ARNOLD J. RAEL
MEMBER
RIO RANCHO, NM




MARTY L. COPE
CHAIRMAN
HOBBS, NM



THOMAS "EDDIE" FOWLER
VICE CHAIRMAN
RUIDOSO, NM



B. RAY WILLIS
MEMBER
ROSWELL, NM



LARRY DELGADO
MEMBER
SANTA FE, NM

2009

2009 RACING SEASON

COMMISSIONERS

Marty L. Cope, Chairman

Thomas "Eddie" Fowler, Vice Chairman

Arnold J. Rael, Member

B. Ray Willis, Member

Larry Delgado, Member

Hobbs, New Mexico

Ruidoso, New Mexico

Rio Rancho, New Mexico

Roswell, New Mexico

Santa Fe, New Mexico

COMMISSION STAFF

Julian Luna

India Hatch

Laura M. Valencia

Rosemary Leeder

Steve Drake

Eugene Hurtago

Vince Mares

Leasa Powers

Rita Sandoval

Dinise Rodriguez

Jennifer Rodriguez

Ed Stapleton

Director

Deputy Director

Administrative Manager

Simulcast Manager

Investigative Manager

Investigator

Investigator

Investigator

Licensing Administrator

Administrative Secretary

Secretary III

Racing Clerk

STEWARDS

Ed L'Ecuyer

Robert Allison

David Keiter

Kenneth Hart

Linda Salinas

Randy Blaseg

Johnny Ward

Chief Steward

Steward

Steward

Steward

Steward

Steward

Steward

RACING CLERKS

Joann Shepard

Shauna Samora

Sandy Starr

Downs at Albuquerque,

Sunland Park

NM State Fair

Ruidoso Downs

SunRay Park,

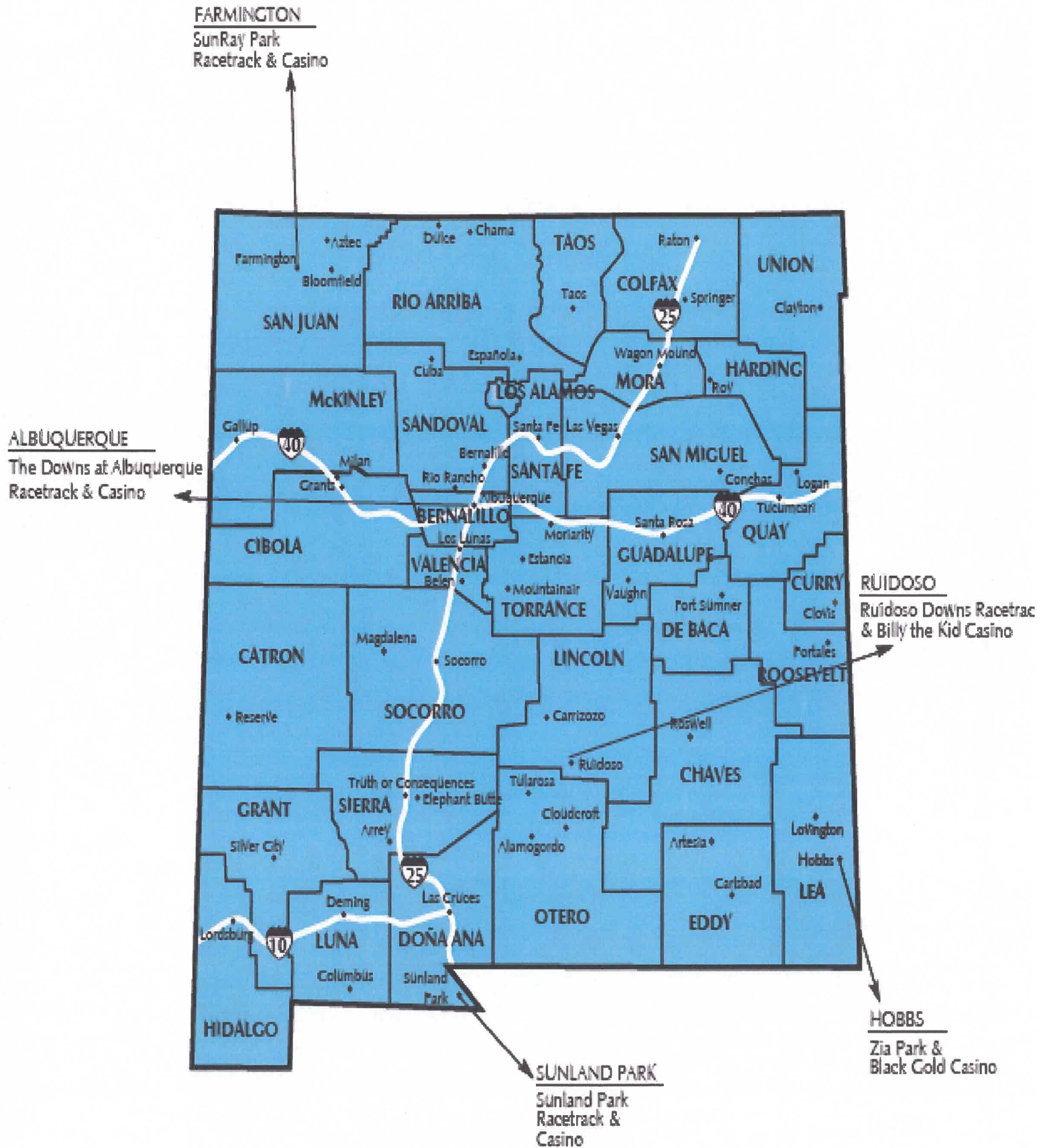
Zia Park

NEW MEXICO



RACE TRACKS





LICENSED NEW MEXICO RACE TRACKS

SUNLAND PARK

Harold Payne, General Manager
1200 Futurity Drive
Sunland Park, NM 88063
Phone: 575-874-5200



ZIA PARK

Rick Baugh, General Manager
P. O. Box 449
Ruidoso Downs, NM 88346
Phone: 575-492-7000




RUIDOSO DOWNS

Ann McGovern, General Manager
3901 West Millen Drive
Hobbs, NM 88240
Phone: 505-378-4431



DOWNS AT ALBUQUERQUE

Don Cook, General Manager
P. O. 8510
Albuquerque, NM 87198
Phone: 505-266-5555



SUNRAY PARK

Byron Campbell, General Manager
39 Road 5568
Farmington, NM 87401
Phone: 505-566-1200



2008/2009 New Mexico Race Dates

2008 – 2009 Sunland Park (Sunland Park) 77 Days – Friday, Saturday, Sunday, Tuesday

December 12,13,14,16,19,20,21,23,26,27,28,30
January 2,3,4,6,9,10,11,13,16,17,18,20,23,24,25,27,30,31
February 1,3,6,7,8,10,13,14,15,16,18,20,21,22,24,27,28
March 1,3,6,7,8,10,13,14,15,17,20,21,22,24,27,28,29,31
April 3,4,5,7,10,11,12,14,17,18,19,21

2009 SunRay Park (Farmington) 44 Days – Thursday, Friday, Saturday, Sunday

April 17,18,19,23,24,25,26,30,
May 1,2,3,7,8,9,10,14,15,16,17,21,22,23,24,25,28,29,30,31
June 4,5,6,7,11,12,13,14,18,19,20,21,25,26,27,28

2009 Ruidoso Downs (Ruidoso Downs) 63 Days – Thursday, Friday, Saturday, Sunday

May 22,23,24,25,29,30,31
June 4,5,6,7,11,12,13,14,18,19,20,21,25,26,27,28,
July 2, 3,4,5,9,10,11,12,16,17,18,19,23, 24,25,26,30,31
August 1,2,6,7,8,9,13,14,15,16,20,,21,22,23,27,28,29,30,
September 4,5,6,7

2009 Downs at Albuquerque (Albuquerque) 49 Days – Friday, Saturday, Sunday, Wednesday

August 14,15,16,19,21,22,23,26,28,29,30
September 2,4,5,6,7 NMSF ... 30
October 2,3,4,7,9,10,11,12,14,16,17,18,21,23,24,25,28,30,31
November 1,4,6,7,8,11,13,14,15,18,20,21,22

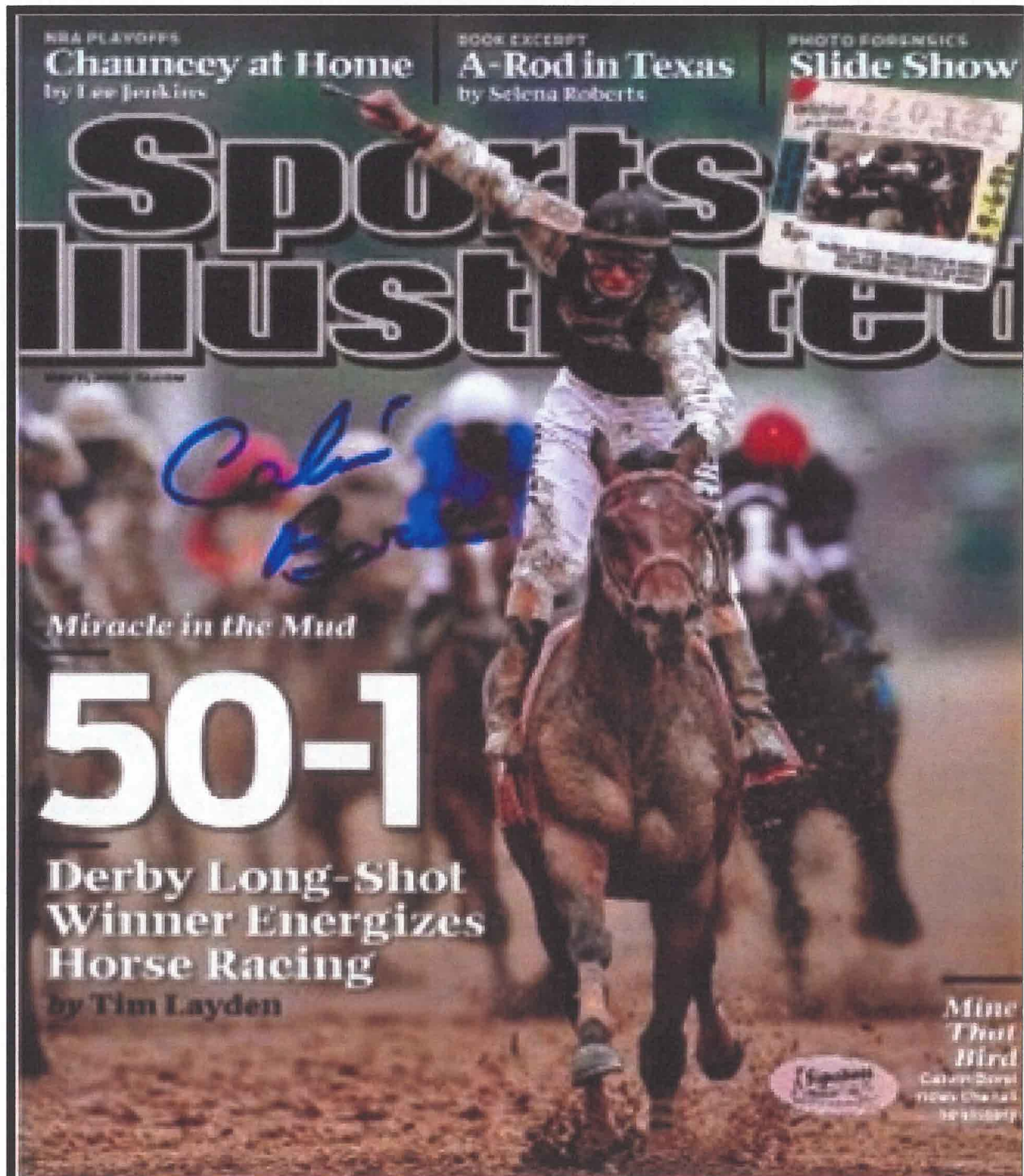
2009 New Mexico State Fair (Albuquerque) 17 Days

September 11,12,13,14,15,16,17,18,19,20,21,22,23,24,25,26,27

2009 Zia Park (Hobbs) 57 Days – Saturday, Sunday, Monday, Tuesday

September 12,13,14,15,18,19,20,21,22,25,26,27,28,29
October 2,3,4,5,6,9,10,11,12,13,17,18,19,20,24,25,26,27,31
November 1,2,3,7,8,9,10,14,15,16,17,21,22,23,24,27,28,29,30
December 1,5,6,7,8

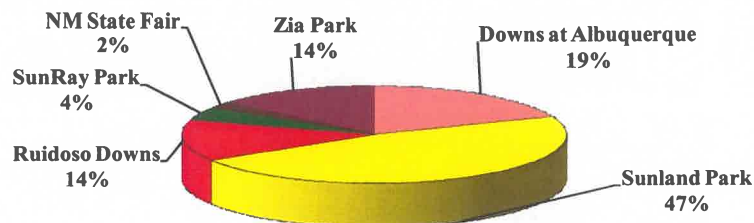
QUANTITATIVE RACING DATA



2009 PARI MUTUEL HANDLE FIGURES

	DAA	SUN	RUI	SRP	NMSF	ZIA	ISW	TOTAL LOCATION HANDLE
Downs at Alb.								
DAA on DAA	2,093,526						30,836,592	32,930,118
DAA on SRP				599,962				599,962
DAA on SUN		1,569,076						1,569,076
DAA on RUI			908,842					908,842
DAA on ZIA						468,827		468,827
TOTAL	2,093,526	1,569,076	908,842	599,962	0	468,827	30,836,592	36,476,825
Ruidoso Downs								
RUI on DAA	139,547							139,547
RUI on RUI			10,624,658				5,364,587	15,989,245
RUI on SRP				207,874				207,874
RUI on SUN		492,993						492,993
RUI on NMSF					26,098			26,098
RUI on ZIA						172,380		172,380
TOTAL	139,547	492,993	10,624,658	207,874	26,098	172,380	5,364,587	17,028,137
SunRay Park								
SRP on DAA	55,281							55,281
SRP on SRP				1,125,743			4,205,902	5,331,645
SRP on SUN		285,216						285,216
SRP on NMSF					24,547			24,547
SRP on RUI			126,147					126,147
SRP on ZIA						63,889		63,889
TOTAL	55,281	285,216	126,147	1,125,743	24,547	63,889	4,205,902	5,886,725
Sunland Park								
SUN on DAA	278,644							278,644
SUN on SRP				420,800				420,800
SUN on SUN		7,383,005					28,289,772	35,672,777
SUN on NMSF					105,597			105,597
SUN on RUI			780,867					780,867
SUN on ZIA						714,993		714,993
TOTAL	278,644	7,383,005	780,867	420,800	105,597	714,993	28,289,772	37,973,678
Zia Park								
ZIA on DAA	73,331							73,331
ZIA on SRP				83,683				83,683
ZIA on SUN		562,238						562,238
ZIA on NMSF					42,195			42,195
ZIA on RUI			381,190					381,190
ZIA on ZIA						2,361,364	5,531,029	7,892,393
TOTAL	73,331	562,238	381,190	83,683	42,195	2,361,364	5,531,029	9,035,030
NMSF								
NMSF on SRP					1,285,128		1,211,762	2,496,890
NMSF on NMSF						146,308		146,308
NMSF on ZIA								
TOTAL	0	0	0	0	1,285,128	146,308	1,211,762	2,643,198
	2,640,329	10,292,528	12,821,704	2,438,062	1,483,565	3,927,761	76,651,406	110,255,355
	DAA	SUN	RUI	SRP	NMSF	ZIA		TOTAL
RACE MEET HANDLE	2,640,329	10,292,528	12,821,704	2,438,062	1,483,565	3,927,761		33,603,949
OUT-of-STATE MEET HANDLE	2,766,366	51,899,988	8,056,782	1,904,722	1,238,633	16,914,486		82,780,977
TOTAL RACE MEET HANDLE	5,406,695	62,192,516	20,878,486	4,342,784	2,722,198	20,842,247		116,384,926
OUT-of-STATE SIMULCAST HANDLE	30,836,592	28,289,772	5,364,587	4,205,902	1,211,762	5,531,029		75,439,644
TOTAL HANDLE	36,243,287	90,482,288	26,243,073	8,548,686	3,933,960	26,373,276		191,824,570

2009 Pari Mutuel Handle



TRENDS IN WAGERING

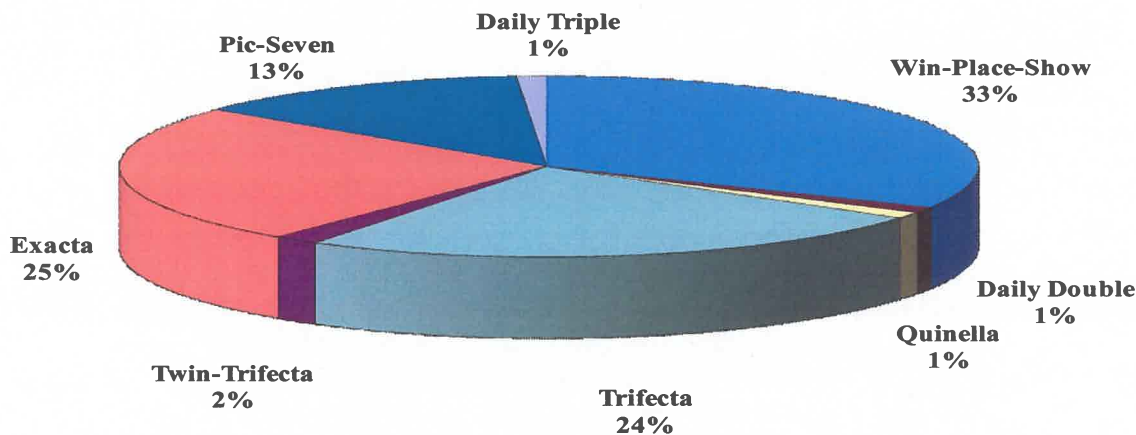
		STRAIGHT PLACE, SHOW	DAILY DOUBLE	QUINELLA	TRIFECTA	TWIN TRIFECTA	
DOLLARS	2009	62,594,365	1,886,785	2,276,573	46,668,367	3,194,927	
% OF TOTAL	2009	32.63%	0.98%	1.19%	24.33%	1.67%	
		EXACTA	ODD/EVEN	PIC-SEVEN SUPERFECTA	DAILY TRIPLE		TOTALS
DOLLARS	2009	48,064,531	0	24,890,796	2,248,226		191,824,570
% OF TOTAL	2009	25.06%	0.00%	12.98%	1.17%		100.00%

		STRAIGHT PLACE, SHOW	DAILY DOUBLE	QUINELLA	TRIFECTA	TWIN TRIFECTA	
DOLLARS	2008	65,867,246	2,081,518	2,722,709	47,651,233	2,704,527	
% OF TOTAL	2008	33.97%	1.07%	1.40%	24.58%	1.39%	
		EXACTA	ODD/EVEN	PIC-SEVEN SUPERFECTA	DAILY TRIPLE		TOTALS
DOLLARS	2008	47,398,778	0	23,040,984	2,408,400		193,875,398
% OF TOTAL	2008	24.45%	0.00%	11.88%	1.24%		100.00%

		STRAIGHT PLACE, SHOW	DAILY DOUBLE	QUINELLA	TRIFECTA	TWIN TRIFECTA	
DOLLARS	2007	65,005,903	1,940,613	3,114,085	47,328,533	2,785,600	
% OF TOTAL	2007	34.07%	1.02%	1.63%	24.81%	1.46%	
		EXACTA	ODD/EVEN	PIC-SEVEN SUPERFECTA	DAILY TRIPLE		TOTALS
DOLLARS	2007	46,385,265	0	21,873,905	2,363,057		190,796,959
% OF TOTAL	2007	24.31%	0.00%	11.46%	1.24%		100.00%

		STRAIGHT PLACE, SHOW	DAILY DOUBLE	QUINELLA	TRIFECTA	TWIN TRIFECTA	
DOLLARS	2006	71,223,935	2,277,395	4,161,208	59,440,435	2,996,323	
% OF TOTAL	2006	33.70%	1.08%	1.97%	28.12%	1.42%	
		EXACTA	ODD/EVEN	PIC-SEVEN SUPERFECTA	DAILY TRIPLE		TOTALS
DOLLARS	2006	52,745,836	0	15,871,211	2,644,212		211,360,555
% OF TOTAL	2006	24.96%	0.00%	7.51%	1.25%		100.00%

Trends in Wagering 2009



ATTENDANCE AND PARI-MUTUEL WAGERING

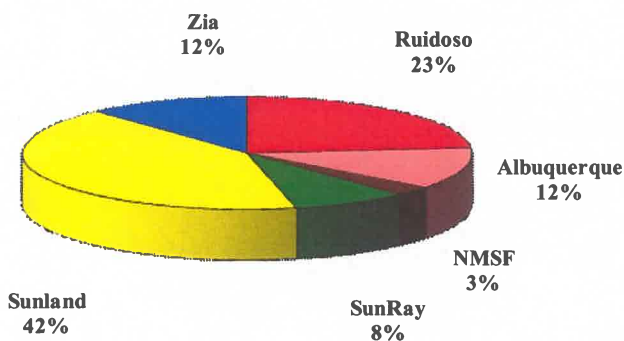
LIVE MEET TOTALS

2009	NO. OF DAYS	ATTENDANCE	DAILY AVERAGE	RACE MEET PARI-MUTUEL HANDLE	AVERAGE
RUI	63	261,330	4,148	20,878,486	331,405
DAA	42	134,654	3,206	5,406,695	128,731
NMSF	17	29,694	1,747	2,722,198	160,129
SRP	44	91,841	2,087	4,342,784	98,700
SUN	77	466,663	6,061	62,192,516	807,695
ZIA	55	130,215	2,368	20,842,247	378,950
	298	1,114,397	3,740	116,384,926	390,553

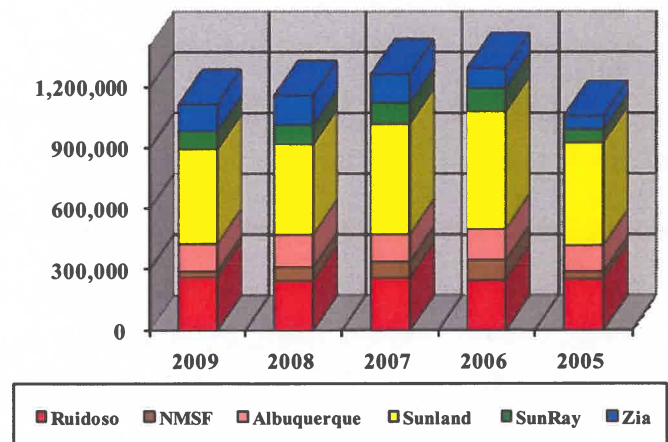
2008	NO. OF DAYS	ATTENDANCE	DAILY AVERAGE	RACE MEET PARI-MUTUEL HANDLE	AVERAGE
RUI	60	242,009	4,033	18,878,176	314,636
DAA	42	161,214	3,838	5,760,712	137,160
NMSF	17	69,092	4,064	3,219,587	189,387
SRP	44	97,821	2,223	4,998,524	113,603
SUN	77	444,267	5,770	62,623,305	813,290
ZIA	53	142,533	2,689	23,279,481	439,235
	293	1,156,936	3,949	118,759,785	405,323

2007	NO. OF DAYS	ATTENDANCE	DAILY AVERAGE	RACE MEET PARI-MUTUEL HANDLE	AVERAGE
RUI	60	257,634	4,294	18,854,740	314,246
DAA	27	134,543	4,983	4,578,742	169,583
NMSF	17	81,674	4,804	3,706,084	218,005
SRP	44	104,595	2,377	4,232,917	96,203
SUN	79	544,157	6,888	60,823,086	769,912
ZIA	48	140,694	2,931	20,948,403	436,425
	275	1,263,297	4,594	113,143,973	411,433

Attendance 2009 Meet Totals



Attendance by Race Meet



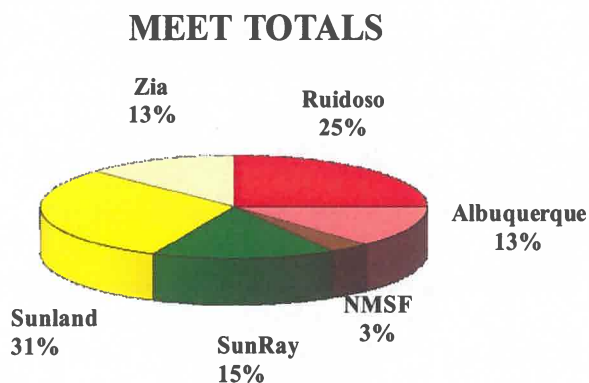
RACING REVENUES TO THE STATE

2009	NO. OF DAYS	PARI-MUTUEL TAX	DAILY TAX	DAILY LICENSE FEE	OCCUPATIONAL LICENSE FEE	OCCUPATIONAL FINES	TOTAL STATE REVENUE
RUI	63	38,826	40,950	31,500	62,285	7,785	181,346
DAA	42	10,090	27,300	21,000	30,987.00	5,643	95,020
NMSF	17	1,121	11,050	8,500	3,443.00	627	24,741
SRP	44	54,736	0	22,000	29,055	5,130	110,921
SUN	77	22,627	50,050	38,500	95,350	14,310	220,837
ZIA	55	4,658	0	27,500	50,680	9,755	92,593
	298	132,058	129,350	149,000	271,800	43,250	725,458

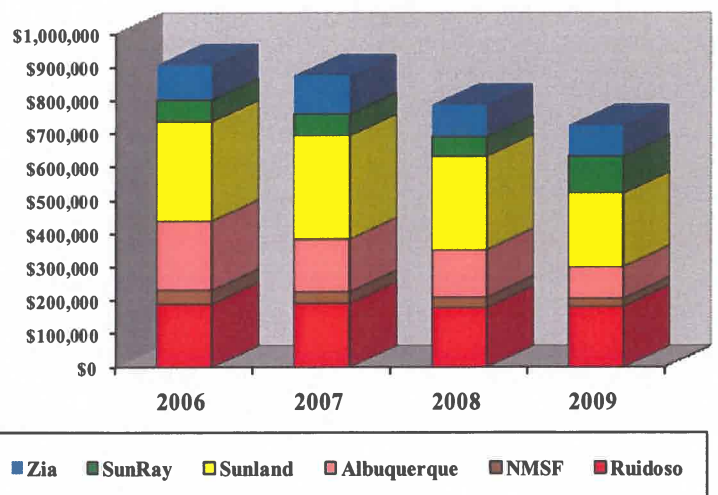
2008	NO. OF DAYS	PARI-MUTUEL TAX	DAILY TAX	DAILY LICENSE FEE	OCCUPATIONAL LICENSE FEE	OCCUPATIONAL FINES	TOTAL STATE REVENUE
RUI	60	45,403.60	39,000.00	30,000.00	54,095.00	9,975.00	178,473.60
DAA	42	68,630.71	27,300.00	21,000.00	20,920.00	5,016.00	142,866.71
NMSF	17	2,536.41	11,050.00	8,500.00	6,720.00	2,048.00	30,854.41
SRP	44	6,315.54	1,160.71	22,000.00	26,325.00	2,650.00	58,451.25
SUN	77	70,102.58	50,050.00	38,500.00	99,660.30	23,015.00	281,327.88
ZIA	53	5,634.94	3,469.94	26,500.00	50,495.00	8,710.00	94,809.88
	293	198,623.78	132,030.65	146,500.00	258,215.30	51,414.00	786,783.73

2007	NO. OF DAYS	PARI-MUTUEL TAX	DAILY TAX	DAILY LICENSE FEE	OCCUPATIONAL LICENSE FEE	OCCUPATIONAL FINES	TOTAL STATE REVENUE
RUI	60	51,049.67	39,000.00	30,000.00	56,135.00	15,190.00	191,374.67
DAA	27	99,766.24	17,550.00	13,500.00	21,765.00	5,429.00	158,010.24
NMSF	17	7,289.63	11,050.00	8,500.00	6,690.00	1,200.00	34,729.63
SRP	44	6,920.25	1,081.72	22,000.00	27,655.00	8,160.00	65,816.97
SUN	79	75,965.96	51,350.00	39,500.00	119,315.00	24,530.00	310,660.96
ZIA	48	10,417.70	31,200.00	24,000.00	39,030.00	10,350.00	114,997.70
	275	251,409.45	151,231.72	137,500.00	270,590.00	64,859.00	875,590.17

STATE REVENUES 2009



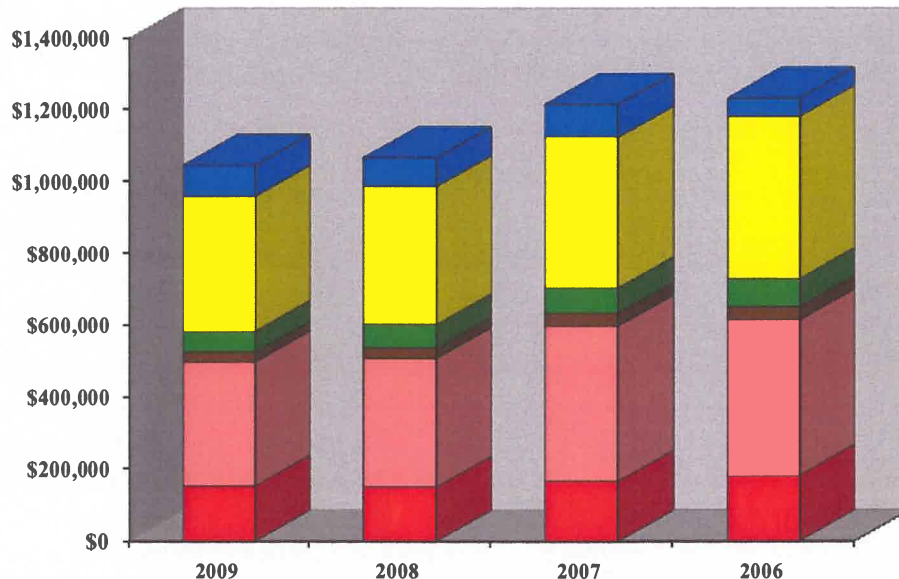
STATE REVENUES



WAGER AND DISTRIBUTION LOCATION TOTALS

2009	NO. OF DAYS	TOTAL HANDLE	RETURN TO PUBLIC	COMMISSION	BREAKAGE	CAPITAL IMPROVEMENT	EXPO NM REVENUE	STATE TAX
RUI	63	26,243,069	20,440,782	5,636,434	165,853	152,504	174,883	79,776
DAA	42	36,243,283	28,434,705	7,646,106	162,472	345,829	360,174	37,390
NMSF	17	3,933,966	3,033,579	880,933	19,454	27,170	27,310	12,171
SRP	44	8,548,690	6,663,728	1,845,525	39,437	58,315	58,315	54,736
SUN	77	90,482,285	70,581,344	19,535,766	365,175	376,005	390,172	72,677
ZIA	55	26,373,277	20,520,380	5,744,311	108,586	86,234	86,324	4,658
	298	191,824,570	149,674,518	41,289,075	860,977	1,046,057	1,097,178	261,408
2008	NO. OF DAYS	TOTAL HANDLE	RETURN TO PUBLIC	COMMISSION	BREAKAGE	CAPITAL IMPROVEMENT	EXPO NM REVENUE	STATE TAX
RUI	60	23,927,249	18,314,492.29	5,423,573.64	189,182.67	149,549.09	173,482.74	84,403.60
DAA	42	37,294,775	29,159,292.38	7,945,872.12	189,610.89	359,015.49	305,896.83	95,930.71
NMSF	17	4,390,506	3,425,779.37	940,072.30	24,654.02	28,938.21	30,422.93	13,586.41
SRP	44	9,285,682	7,253,834.48	1,985,952.69	45,894.54	65,415.43	65,415.43	7,476.25
SUN	77	91,217,653	71,302,874.97	19,540,763.74	374,013.89	384,352.81	427,680.11	120,152.58
ZIA	53	27,759,536	21,344,824.49	6,282,446.81	132,264.76	79,869.13	92,136.45	9,104.88
	293	193,875,401	150,801,097.98	42,118,681.30	955,620.77	1,067,140.16	1,095,034.49	330,654.43
2007	NO. OF DAYS	TOTAL HANDLE	RETURN TO PUBLIC	COMMISSION	BREAKAGE	CAPITAL IMPROVEMENT	EXPO NM REVENUE	STATE TAX
RUI	60	24,885,330	19,429,442.30	5,269,048.07	186,839.29	166,430.12	191,873.05	90,049.67
DAA	27	36,851,126	28,492,723.28	8,167,760.57	190,642.15	432,242.72	424,594.95	117,316.24
NMSF	17	5,265,726	4,092,816.00	1,141,187.75	31,722.25	36,230.29	40,018.81	18,339.63
SRP	44	8,653,760	6,775,825.31	1,833,130.53	44,804.46	70,029.21	70,029.21	8,001.97
SUN	79	89,612,340	69,581,662.91	19,630,896.26	399,781.04	419,961.53	436,436.48	127,315.96
ZIA	48	25,528,677	19,662,344.47	5,763,904.73	102,427.79	91,161.92	91,161.92	10,417.70
	275	190,796,959	148,034,814.27	41,805,927.91	956,216.98	1,216,055.79	1,254,114.42	371,441.17

Capital Improvement Tax Credits



■ Zia
 ■ Sunland
 ■ SunRay
 ■ NMSF
 ■ Albuquerque
 ■ Ruidoso

THOROUGHBRED WAGERING MEET TOTALS

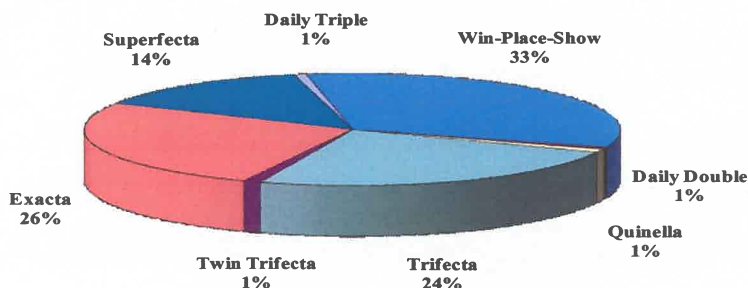
2009	NO. OF RACES	STRAIGHT PLACE, SHOW	DAILY DOUBLE	QUINELLA	TRIFECTA	TWIN TRIFECTA
RUI	309	4,174,003	59,968	760,311	2,216,221	62,518
DAA	201	1,012,025	3,895	-0-	886,667	24,280
NMSF	78	537,432	1,280	-0-	463,038	20,346
SRP	269	913,800	14,505	111,987	832,399	-0-
SUN	534	15,081,017	272,775	-0-	11,517,651	517,950
ZIA	347	5,142,166	103,814	6,671	3,615,214	179,544
	1,738	26,860,443	456,237	878,969	19,531,190	804,638

2009	NO. OF RACES	EXACTA	PIC-SIX	PICK SEVEN SUPERFECTA	ODD/EVEN	DAILY TRIPLE	THOROUGHBRED TOTAL HANDLE
RUI	309	1,848,575	-0-	1,044,888	-0-	96,873	10,263,357
DAA	201	816,127	-0-	535,553	-0-	8,746	3,287,293
NMSF	78	389,082	-0-	239,516	-0-	0	1,650,694
SRP	269	619,477	-0-	337,049	-0-	10,948	2,840,165
SUN	534	13,279,894	-0-	6,699,500	-0-	387,778	47,756,565
ZIA	347	4,445,145	-0-	2,311,755	-0-	118,447	15,922,756
	1,738	21,398,300	-0-	11,168,261	-0-	622,792	81,720,830

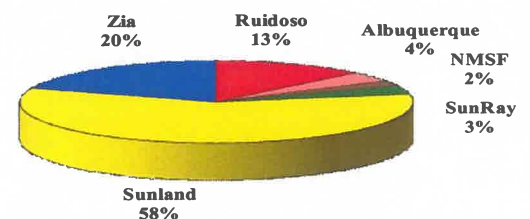
2008	NO. OF RACES	STRAIGHT PLACE, SHOW	DAILY DOUBLE	QUINELLA	TRIFECTA	TWIN TRIFECTA
RUI	270	3,980,983	50,602	776,018	1,812,078	37,865
DAA	220	1,166,109	5,870	-0-	968,226	-0-
NMSF	89	679,337	3,293	-0-	538,392	-0-
SRP	243	974,497	18,068	116,991	892,365	-0-
SUN	533	15,260,230	283,564	-0-	11,516,762	505,357
ZIA	323	5,854,402	113,438	301,705	3,951,316	206,764
	1,678	27,915,558	474,835	1,194,714	19,679,139	749,986

2008	NO. OF RACES	EXACTA	PIC-SIX	PICK SEVEN SUPERFECTA	ODD/EVEN	DAILY TRIPLE	THOROUGHBRED TOTAL HANDLE
RUI	270	1,539,369	-0-	920,145	-0-	90,618	9,207,678
DAA	220	848,997	-0-	827,911	-0-	18,315	3,835,429
NMSF	89	472,105	-0-	295,053	-0-	19,728	2,007,909
SRP	243	687,792	-0-	309,649	-0-	8,535	3,007,897
SUN	533	13,010,736	-0-	6,386,500	-0-	432,608	47,395,760
ZIA	323	4,569,392	-0-	2,290,112	-0-	149,835	17,436,968
	1,678	21,128,392	-0-	11,029,370	-0-	719,640	82,891,640

2009
Thoroughbred Types of Wagering



2009
Thoroughbred Handle



QUARTER HORSE WAGERING MEET TOTALS

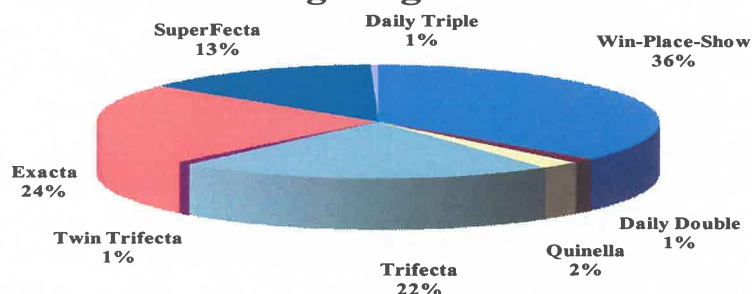
2009	NO. OF RACES	STRAIGHT PLACE, SHOW	DAILY DOUBLE	QUINELLA	TRIFECTA
RUI	333	4,543,507	108,116	729,432	1,822,270
DAA	177	725,072	26,895	-0-	570,490
NMSF	75	388,156	15,724	-0-	290,071
SRP	184	535,414	21,271	62,083	438,169
SUN	354	4,675,066	190,064	-0-	3,409,925
ZIA	250	1,743,075	54,051	4,344	1,043,062
	1,373	12,610,290	416,121	795,859	7,573,987

2009	NO. OF RACES	TWIN TRIFECTA	EXACTA	ODD/EVEN	PICK SEVEN SUPERFECTA	DAILY TRIPLE	QUARTER HORSE TOTAL HANDLE
RUI	333	220,975	1,857,447	-0-	1,246,515	86,867	10,615,129
DAA	177	6,686	515,584	-0-	273,309	1,366	2,119,402
NMSF	75	4,813	253,959	-0-	118,781	0	1,071,504
SRP	184	-0-	316,931	-0-	119,051	9,700	1,502,619
SUN	354	3,560	3,913,159	-0-	2,224,126	20,051	14,435,951
ZIA	250	5,396	1,273,669	-0-	758,784	37,110	4,919,491
	1,373	241,430	8,130,749	-0-	4,740,566	155,094	34,664,096

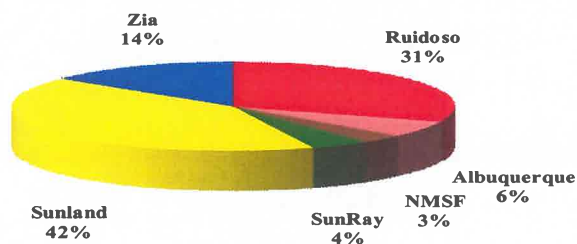
2008	NO. OF RACES	STRAIGHT PLACE, SHOW	DAILY DOUBLE	QUINELLA	TRIFECTA
RUI	297	4,314,710	116,203	673,265	1,711,138
DAA	178	750,170	31,115	-0-	592,781
NMSF	72	437,024	17,455	-0-	329,622
SRP	201	681,108	27,186	86,471	595,803
SUN	355	5,086,051	230,908	-0-	3,591,026
ZIA	260	2,119,986	77,283	149,807	1,263,937
	1,363	13,389,050	500,151	909,543	8,084,307

2008	NO. OF RACES	TWIN TRIFECTA	EXACTA	ODD/EVEN	PICK SEVEN SUPERFECTA	DAILY TRIPLE	QUARTER HORSE TOTAL HANDLE
RUI	297	127,962	1,603,034	-0-	1,079,319	44,867	9,670,498
DAA	178	-0-	500,111	-0-	41,889	9,217	1,925,283
NMSF	72	-0-	278,099	-0-	148,480	998	1,211,678
SRP	201	-0-	450,230	-0-	141,543	8,286	1,990,627
SUN	355	4,452	4,044,908	-0-	2,251,898	18,299	15,227,545
ZIA	260	8,203	1,343,259	-0-	837,705	42,330	5,842,513
	1,363	140,617	8,219,642	-0-	4,500,834	123,998	35,868,144

2009 Quarter Horse Types of Wagering



2009 Quarter Horse Handle



SIMULCAST WAGERING

LOCATION TOTALS

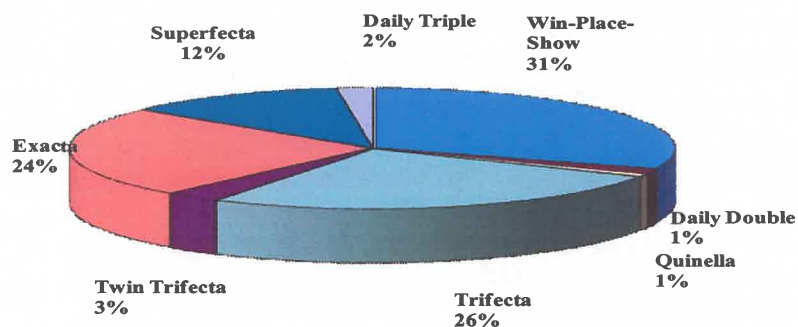
2009	STRAIGHT PLACE, SHOW	DAILY DOUBLE	QUINELLA	TRIFECTA
RUI	1,827,877	89,743	56,632	1,356,752
DAA	9,723,981	407,660	252,491	8,049,880
NMSF	374,172	12,821	6,619	308,092
SRP	1,124,065	55,889	34,164	974,760
SUN	7,687,074	400,364	223,505	7,523,252
ZIA	2,386,463	47,950	28,334	1,350,454
	23,123,632	1,014,427	601,745	19,563,190

2009	TWIN TRIFECTA	EXACTA	ODD/EVEN	PICK SEVEN SUPERFECTA	DAILY TRIPLE	SIMULCAST TOTAL HANDLE
RUI	215,127	1,191,611	-0-	503,237	123,604	5,364,583
DAA	864,328	7,121,123	-0-	3,742,522	674,603	30,836,588
NMSF	71,544	264,817	-0-	151,991	21,712	1,211,768
SRP	207,395	1,075,673	0	639,828	94,132	4,205,906
SUN	713,124	7,736,277	-0-	3,511,162	495,011	28,289,769
ZIA	77,341	1,145,981	-0-	433,229	61,278	5,531,030
	2,148,859	18,535,482	-0-	8,981,969	1,470,340	75,439,644

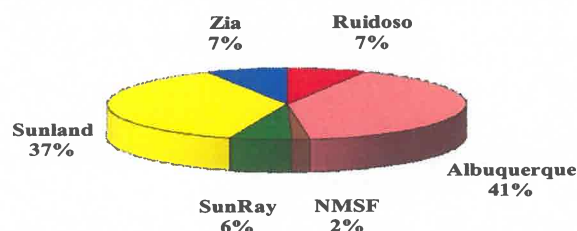
2008	STRAIGHT PLACE, SHOW	DAILY DOUBLE	QUINELLA	TRIFECTA
RUI	2,009,936	66,742	50,699	1,209,291
DAA	10,248,977	397,756	254,277	9,064,781
NMSF	396,589	11,187	8,174	337,450
SRP	1,210,169	44,983	33,043	960,834
SUN	8,622,168	543,482	237,810	7,343,477
ZIA	2,074,799	42,381	34,448	971,952
	24,562,638	1,106,531	618,451	19,887,785

2008	TWIN TRIFECTA	EXACTA	ODD/EVEN	PICK SEVEN SUPERFECTA	DAILY TRIPLE	SIMULCAST TOTAL HANDLE
RUI	171,595	990,001	-0-	435,824	114,985	5,049,073
DAA	705,868	7,095,860	-0-	3,051,960	714,584	31,534,064
NMSF	25,698	258,418	-0-	104,765	28,635	1,170,919
SRP	173,098	1,176,753	0	605,833	82,444	4,287,158
SUN	671,105	7,628,353	-0-	2,995,554	552,399	28,594,348
ZIA	66,558	901,358	-0-	316,844	71,714	4,480,055
	1,813,922	18,050,743	-0-	7,510,780	1,564,761	75,115,617

**2009
Simulcast Wagering**



2009 Simulcast Handle

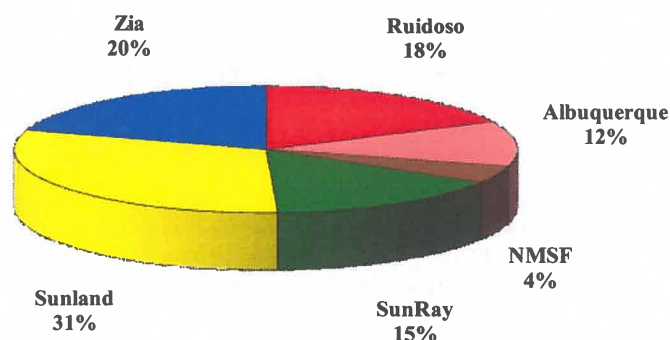


THOROUGHBRED & QUARTER HORSE WAGERING & AVERAGES

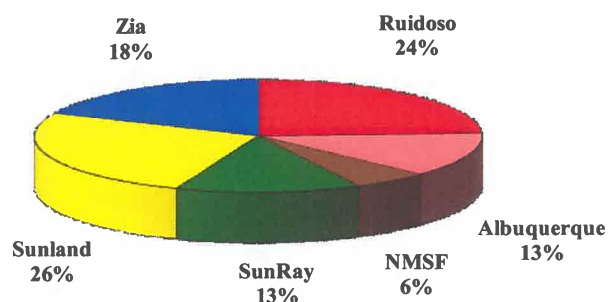
2009	NO. OF RACES	THOROUGHBRED TOTAL HANDLE	AVERAGE PER RACE	NO. OF RACES	QUARTER HORSE TOTAL HANDLE	AVERAGE PER RACE
RUI	309	10,263,357	33,215	333	10,615,129	31,877
DAA	201	3,287,293	16,355	177	2,119,402	11,974
NMSF	78	1,650,694	21,163	75	1,071,504	14,287
SRP	269	2,840,165	10,558	184	1,502,619	8,166
SUN	534	47,756,565	89,432	354	14,435,951	40,780
ZIA	347	15,922,756	45,887	250	4,919,491	19,678
	1,738	81,720,830	47,020	1,373	34,664,096	25,247
2008	NO. OF RACES	THOROUGHBRED TOTAL HANDLE	AVERAGE PER RACE	NO. OF RACES	QUARTER HORSE TOTAL HANDLE	AVERAGE PER RACE
RUI	270	9,207,678	34,103	297	9,670,498	32,561
DAA	220	3,835,429	17,434	178	1,925,283	10,816
NMSF	89	2,007,909	22,561	72	1,211,678	16,829
SRP	243	3,007,897	12,378	201	1,990,627	9,904
SUN	533	47,395,760	88,923	355	15,227,545	42,894
ZIA	323	17,436,968	53,984	260	5,842,513	22,471
*	1,678	82,891,641	49,399	1,363	35,868,144	26,316
2007	NO. OF RACES	THOROUGHBRED TOTAL HANDLE	AVERAGE PER RACE	NO. OF RACES	QUARTER HORSE TOTAL HANDLE	AVERAGE PER RACE
RUI	236	7,140,421	30,256	360	11,714,319	32,540
DAA	162	2,653,886	16,382	142	1,924,856	13,555
NMSF	79	2,191,664	27,743	60	1,514,420	25,240
SRP	239	2,658,039	11,122	171	1,574,878	9,210
SUN	549	47,271,947	86,106	363	13,551,139	37,331
ZIA	302	15,358,406	50,856	226	5,589,997	24,735
*	1,567	77,274,363	49,314	1,322	35,869,610	27,133

* - Averages for 2007 and 2008 have been corrected.

2009 Thoroughbred Races



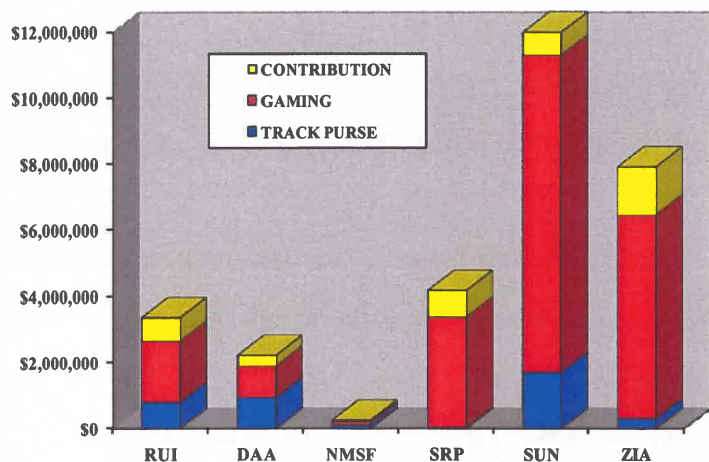
2009 Quarter Horse Races



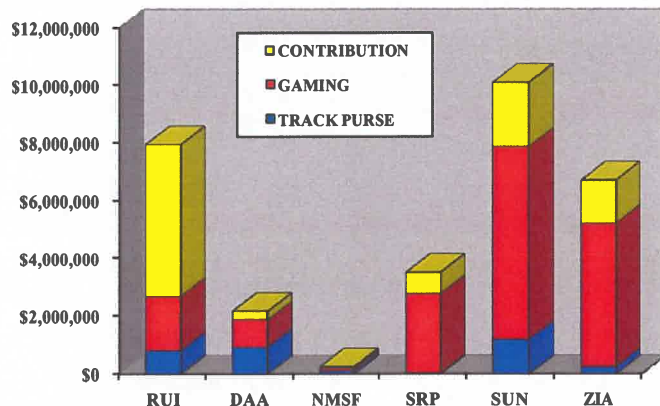
PURSE DISTRIBUTION

THOROUGHBRED: 2009	RACES	TRACK PURSE	GAMING	CONTRIBUTION	TOTAL PURSE	
RUI	309	789,975	1,858,125	705,307	3,353,407	
DAA	201	935,381	963,259	311,814	2,210,454	
NMSF	78	103,931	107,029	34,646	245,606	
SRP	269	36,600	3,342,800	799,661	4,179,061	
SUN	534	1,697,200	9,617,000	2,439,576	13,753,776	
ZIA	347	298,135	6,177,100	1,447,390	7,922,625	
	1,738	3,861,222	22,065,313	5,738,394	31,664,929	
QUARTER HORSE: 2009	RACES	TRACK PURSE	GAMING	CONTRIBUTION	TOTAL PURSE	COMBINED PURSE
RUI	333	803,425	1,891,875	5,251,660	7,946,960	11,300,367
DAA	177	925,057	955,583	290,400	2,171,040	4,381,494
NMSF	75	102,784	106,176	32,267	241,227	486,833
SRP	184	29,300	2,757,200	730,982	3,517,482	7,696,543
SUN	354	1,192,600	6,683,000	2,217,266	10,092,866	23,846,642
ZIA	250	245,730	4,972,900	1,492,871	6,711,501	14,634,126
	1,373	3,298,896	17,366,734	10,015,446	30,681,076	62,346,005
THOROUGHBRED: 2008	RACES	TRACK PURSE	GAMING	CONTRIBUTION	TOTAL PURSE	
RUI	270	680,281	1,847,319	603,498	3,131,098	
DAA	220	1,010,721	1,169,405	398,789	2,578,915	
NMSF	89	412,830	477,644	162,886	1,053,360	
SRP	243	1,355,601	1,872,599	532,714	3,760,914	
SUN	533	1,820,103	9,366,147	1,861,846	13,048,096	
ZIA	323	312,229	6,467,196	1,298,436	8,077,861	
	1,678	5,591,765	21,200,310	4,858,169	31,650,244	
QUARTER HORSE: 2008	RACES	TRACK PURSE	GAMING	CONTRIBUTION	TOTAL PURSE	COMBINED PURSE
RUI	297	826,301	1,777,049	5,811,452	8,414,802	11,545,900
DAA	178	823,039	1,037,019	389,574	2,249,632	4,828,547
NMSF	72	336,171	423,571	159,122	918,864	1,972,224
SRP	201	1,178,099	1,627,401	530,861	3,336,361	7,097,275
SUN	355	1,230,202	6,330,548	2,300,550	9,861,300	22,909,396
ZIA	260	277,956	5,757,304	1,468,407	7,503,667	15,581,528
	1,363	4,671,768	16,952,892	10,659,966	32,284,626	63,934,870

**2009
Thoroughbred Purse
Distribution**



**2009
Quarter Horse Purse Distribution**



TRACK RETAINED PARI-MUTUEL REVENUE AND PURSE DISTRIBUTION

THOROUGHBRED:	2009	DAYS	COMMISSION		TOTAL RETAINED REVENUE	PURSE		
			AFTER STATE TAX	BREAKAGE				
		RUI	63	2,173,144	64,863	2,238,007	2,648,100	
		DAA	42	690,116	14,736	704,853	1,898,640	
		NMSF	17	364,533	8,163	372,696	210,960	
		SRP	44	594,961	13,102	608,063	3,379,400	
		SUN	77	10,272,622	192,739	10,465,361	11,314,200	
		ZIA	55	3,465,292	65,558	3,530,850	6,475,235	
		298	17,560,667	359,162	17,919,830	25,926,535		
QUARTER HORSE:	2009	DAYS	COMMISSION		TOTAL RETAINED REVENUE	PURSE		
			AFTER STATE TAX	BREAKAGE				
		RUI	63	2,247,627	67,086	2,314,714	2,695,300	
		DAA	42	444,936	9,501	454,437	1,880,640	
		NMSF	17	236,627	5,299	241,926	208,960	
		SRP	44	314,770	6,932	321,702	2,786,500	
		SUN	77	3,105,229	58,262	3,163,490	7,875,600	
		ZIA	55	1,070,636	20,255	1,090,891	5,218,630	
		298	7,419,825	167,334	7,587,159	20,665,630		
SIMULCAST:	2009	DAYS	COMMISSION		TOTAL RETAINED REVENUE	PURSE		COMBINED TRACK PURSE
			AFTER STATE TAX	BREAKAGE				
		RUI	365	1,135,887	33,904	1,169,790	-0-	5,343,400
		DAA	348	6,473,664	138,235	6,611,899	-0-	3,779,280
		NMSF	17	267,602	5,992	273,595	-0-	419,920
		SRP	365	881,058	19,403	900,461	-0-	6,165,900
		SUN	365	6,085,239	114,174	6,199,412	-0-	19,189,800
		ZIA	365	1,203,726	22,773	1,226,499	-0-	11,693,865
		1,825	16,047,175	334,480	16,381,655	-0-	46,592,165	
THOROUGHBRED:	2008	DAYS	COMMISSION		TOTAL RETAINED REVENUE	PURSE		
			AFTER STATE TAX	BREAKAGE				
		RUI	60	2,054,618	72,801	2,127,419	2,527,600	
		DAA	42	807,295	19,500	826,795	2,180,126	
		NMSF	17	423,710	11,275	434,985	890,474	
		SRP	44	640,885	14,867	655,751	3,228,200	
		SUN	77	10,090,751	194,334	10,285,085	11,186,250	
		ZIA	53	3,940,558	83,081	4,023,639	6,779,425	
		293	17,957,817	395,858	18,353,674	26,792,075		
QUARTER HORSE:	2008	DAYS	COMMISSION		TOTAL RETAINED REVENUE	PURSE		
			AFTER STATE TAX	BREAKAGE				
		RUI	60	2,157,893	76,461	2,234,353	2,603,350	
		DAA	42	405,241	9,788	415,029	1,860,058	
		NMSF	17	255,689	6,804	262,493	759,742	
		SRP	44	424,138	9,839	433,977	2,805,500	
		SUN	77	3,242,007	62,437	3,304,443	7,560,750	
		ZIA	53	1,320,342	27,838	1,348,180	6,035,260	
		293	7,805,308	193,166	7,998,474	21,624,660		
SIMULCAST:	2008	DAYS	COMMISSION		TOTAL RETAINED REVENUE	PURSE		COMBINED TRACK PURSE
			AFTER STATE TAX	BREAKAGE				
		RUI	365	1,126,659	39,921	1,166,580	-0-	5,130,950
		DAA	348	6,637,406	160,323	6,797,728	-0-	4,040,184
		NMSF	17	247,088	6,575	253,663	-0-	1,650,216
		SRP	365	913,454	21,189	934,643	-0-	6,033,700
		SUN	365	6,087,854	117,244	6,205,097	-0-	18,747,000
		ZIA	365	1,012,442	132,265	1,144,707	-0-	12,814,685
		1,825	16,024,902	477,516	16,502,418	-0-	48,416,735	