

**STATE OF NEW MEXICO RACING COMMISSION
SPECIAL PUBLIC HEARING
FINAL AGENDA**

Note: This Special Public Hearing will be held in one session in person in the Central New Mexico Community College (CNM) Main Campus Smith Brasher Hall at 717 University Blvd SE, Albuquerque, New Mexico, and via Microsoft Teams Video Conference. The link to join the open session(s) is listed below and can also be found on the NMRC website. There will be a lunch break.

Microsoft Teams meeting

Join: <https://teams.microsoft.com/meet/23169224092918?p=ojHZYnK7vtDv16qFOF>

Meeting ID: 231 692 240 929 18

Passcode: 67Ui2HS2

[Need help?](#) | [System reference](#)

Dial in by phone

[+1 505-312-4308,,359787718#](#) United States, Albuquerque

[\(888\) 506-1357,,359787718#](#) United States (Toll-free)

[Find a local number](#)

Phone conference ID: 359 787 718#

Special Public Hearing

Date: Friday, February 06, 2026

Time: 9:00 AM Mountain Time (US and Canada)

- 1. Roll Call**
 - 2. Pledge of Allegiance**
 - 3. Approval of Agenda***
 - 4. Overview of Schedule for Today's Hearing**
 - 5. Unfinished/New Business and/or Action Items:**
 - A. Presentation by Western Gaming LLC**
 - B. Presentation by Zia Park**
 - C. Presentation by San Juan County Board of County Commissioners**
 - D. Public Comments**
-

6. Adjournment

*The New Mexico Racing Commission attempts to follow the order of the items as listed on the agenda, however, it should be noted that the order of specific items are tentative and may vary from the printed agenda. **The Commission may go into Executive Session to discuss these items and any other items pursuant to Section 10-15-1H(1), Section 10-15-1H(2), Section 10-15-1H(3), or Section 10-15-1H(7) of the Open Meetings Act. Agenda items may be executed at any time during the meeting to accommodate hearings. H(1) are licensing matters, H(2) is limited to personnel matters, H(3) is limited to deliberations on administrative adjudicatory proceedings, H(7) is pending or threatened litigation. Public comments will be limited to no more than 90 seconds per comment. Each individual will be limited to no more than one public comment. If you are an individual with a disability who is in need of a reader, amplifier, qualified sign language interpreter, or any other form of auxiliary aid or service to attend or participate in the hearing or meeting, please contact David Dominguez at 505.249.2184 at least one (1) week prior to the meeting or as soon as possible. Public documents, including the agenda and minutes, can be provided in various accessible formats. Please contact David Dominguez at 505.249.2184 if a summary or other type of accessible format is needed. Central New Mexico Community College (CNM) strictly prohibits the unauthorized possession, use, or storage of weapons—including firearms, explosives, and pepper spray—on all campus premises and at sponsored activities. Only plastic, transparent purses, bags, or backpacks will be permitted in the hearing.



**STATE OF NEW MEXICO RACING COMMISSION
NOTICE OF SPECIAL PUBLIC HEARING**

NOTICE IS HEREBY GIVEN that the State of New Mexico Racing Commission (the Commission) will hold a Public Hearing on Friday, February 06, 2026, in person in the Central New Mexico Community College (CNM) Main Campus Smith Brasher Hall at 717 University Dr. SE, Albuquerque, New Mexico and via Microsoft Teams commencing at 9:00 AM.

NOTICE IS FURTHER GIVEN that the purpose of the Public Hearing is for the Commission to consider the application from Western Gaming LLC to relocate its racing license from Farmington, New Mexico to Clovis, New Mexico. During the Public Hearing, verbal public comments will be received in-person only. Virtual attendees will be able to submit public comments via email, the details of which will be addressed at the start of the hearing.

The agenda will be posted on the Commission's website, and copies can be obtained by calling David Dominguez at (505) 249-2184. If you are an individual who is in need of a reader, amplifier, qualified sign language interpreter, or any other form of auxiliary aid or service to attend the hearing, please contact David Dominguez at (505) 249-2184 at least 5 days prior to the hearing. The agenda can be provided in various accessible formats. Please contact Mr. Dominguez if a summary or other type of accessible format is needed.

NOTE: Central New Mexico Community College (CNM) strictly prohibits the unauthorized possession, use, or storage of weapons—including firearms, explosives, and pepper spray—on all campus premises and at sponsored activities. Only transparent plastic purses, bags, or backpacks will be permitted in the hearing.


Ismael "Izzy" Trejo
NMRC Executive Director

January 30, 2026

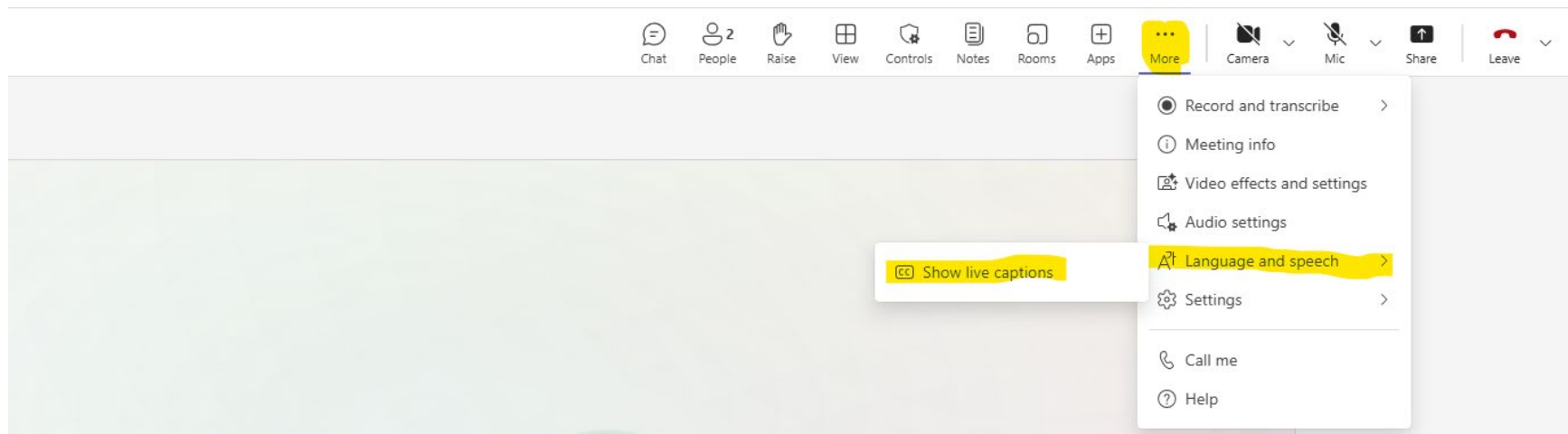
Important information regarding the NMRC's February 6th Special Public Hearing:

- **Central New Mexico Community College (CNM) strictly prohibits the unauthorized possession, use, or storage of weapons—including firearms, explosives, and pepper spray—on all campus premises and at sponsored activities.**
- **Only plastic, transparent purses, bags, or backpacks will be permitted in the hearing.**
- **New Mexico State Police will be enforcing the two previous provisions and providing security for the hearing.**
- **The meeting room has a maximum capacity of 300. If the capacity is reached, attendees can view the hearing on their phone or tablets.**
- **For remote attendees and in-person attendees not able to sit in the meeting room, they can submit written comment about the license relocation application at pubcomments@rc.nm.gov during the entire time the public hearing is taking place.**
- **Scroll down for instructions on how to remotely attend the hearing and have Spanish language captioning.**

The following are instructions to change the caption/subtitle of language in Microsoft Teams. The example provided is English to Spanish.

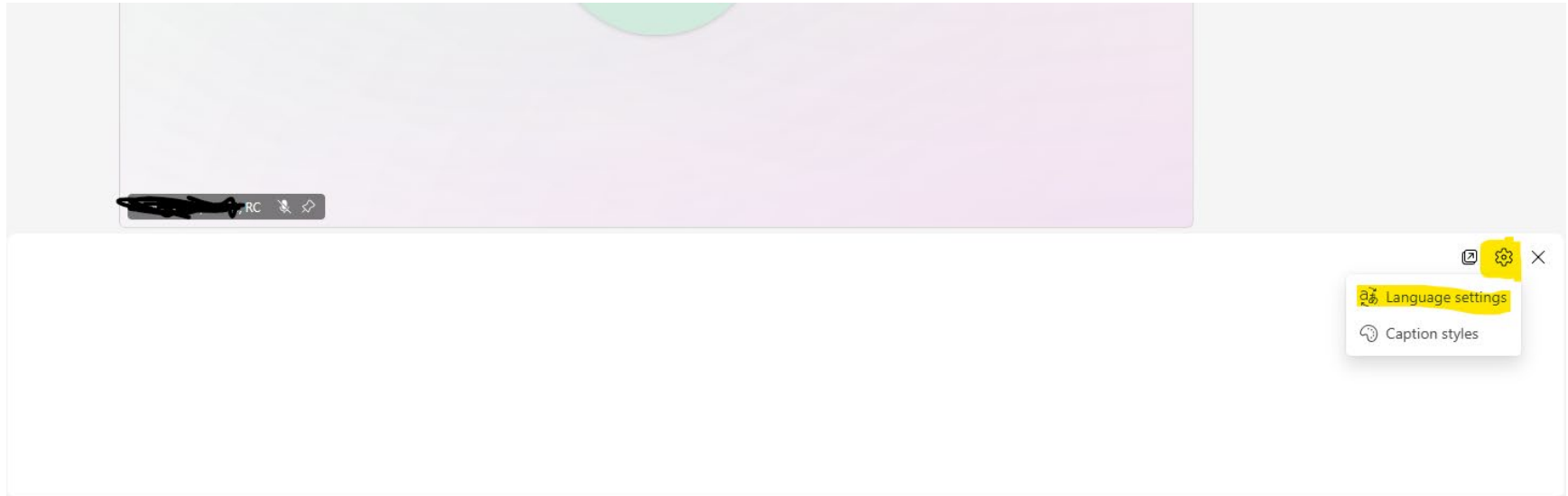
Step 1: To change caption/subtitle of language, click on the highlighted areas.

Paso 1: Para cambiar el idioma de los subtítulos, presione en las áreas subrayadas.



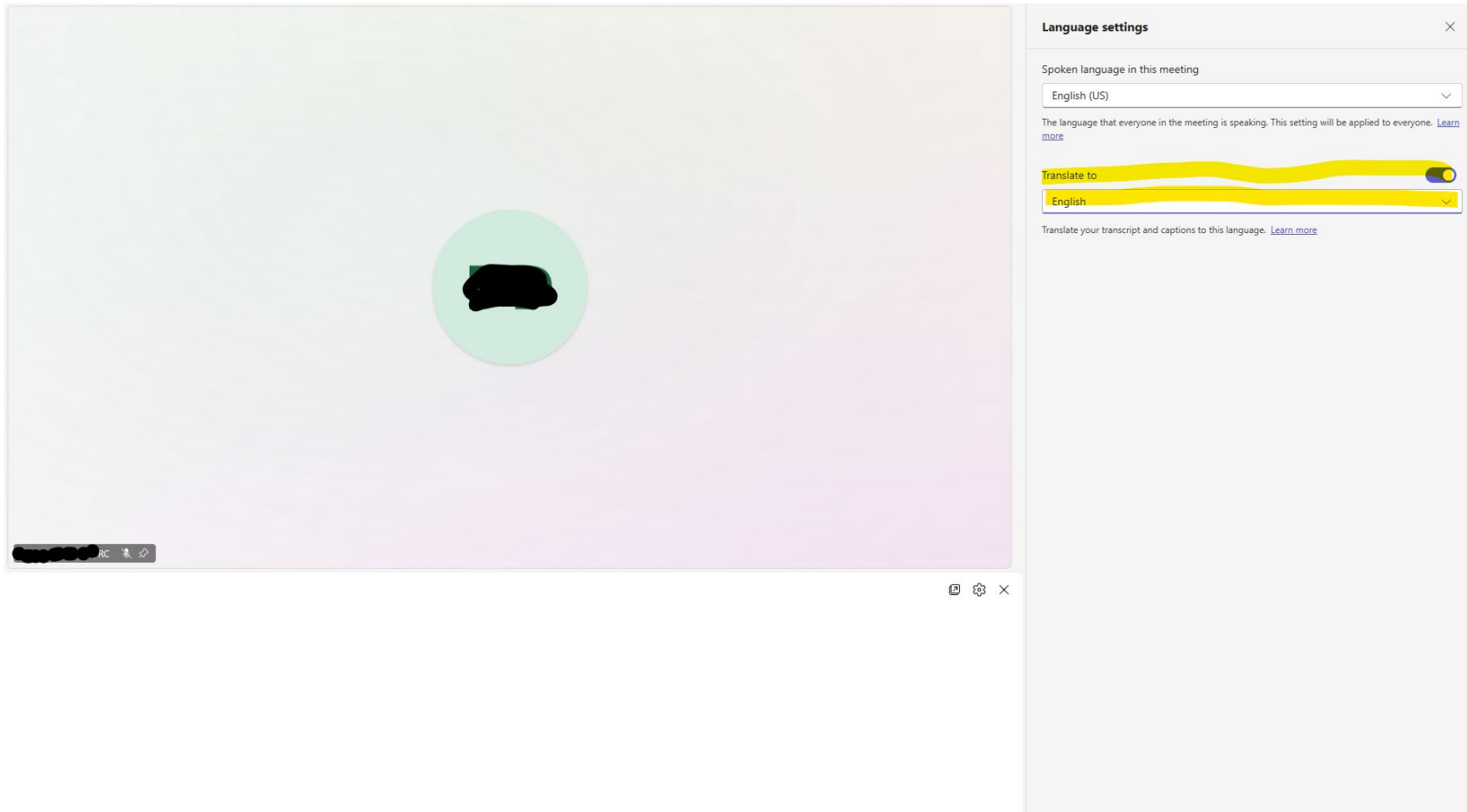
Step 2: Click on the highlighted areas below.

Paso 2: Presione en las áreas subrayadas.



Step 3: Click on “English” dropdown box, as it will open a list of language options to choose from for the caption/subtitle.

Paso 3: Presione en la seccion “English”, aparecera una lista de opcion de idiomas. Seleccione su idioma.



The screenshot displays a video meeting interface. On the left, a large video window shows a blurred background with a central circular placeholder for a participant's video. At the bottom left of this window, there is a small black bar with the text "RC" and two small icons. On the right side, a "Language settings" panel is open, featuring a close button (X) in the top right corner. The panel contains the following elements:

- Spoken language in this meeting:** A dropdown menu currently set to "English (US)".
- Help text:** "The language that everyone in the meeting is speaking. This setting will be applied to everyone. [Learn more](#)".
- Translate to:** A section with a yellow background and a toggle switch that is currently turned on.
- Language selection:** A dropdown menu below the toggle, currently set to "English".
- Footer text:** "Translate your transcript and captions to this language. [Learn more](#)".

At the bottom right of the video window, there are three small icons: a video camera, a settings gear, and a close (X) button.

Step 4: You should now be able to read the speaker's language caption/subtitle that you chose.

Paso 4: Ahora podrá ver y leer los subtítulos en el idioma que usted selecciono.

